



Date of Assessment	
Learner's first name	
Learner's surname	
Date of birth	
Teacher's name	
General Observation - Attach an additional page if required.	

RATING SCALE

LEVEL DESCRIPTOR	1	2	3	4	5	6	7
MARKS	0-68	69-91	92-116	117-141	142-167	168-200	201-245
LEARNERS MARKS							



General Development

Fill in a √ or X (5 marks)

		yes	no
1.	Does the child know his age?		
2.	Can the child arrange his thoughts easily when he/she tells or talks about something?		
3.	Does the child not easily lose track of what he/she is saying?		
4.	Can the child sit still for 10 minutes?		
5.	Does the child have concept of time.		

Emotional Development

Fill in a √ or X (10 marks) (NB: a mark for every no)

		yes	no
1.	Does the child cry when separated from the parents.		
2.	Cries easily when upset.		
3.	Gets angry easily.		
4.	Acts in an aggressive manner.		
5.	Seeks attention.		
6.	Is afraid to participate in class activities.		
7.	Confuses fantasy with reality.		
8.	Is extremely shy		
9.	Kicks/ bites other learners		
10.	Does not accept 'no' for an answer		

Social Development

Fill in a √ or X (10 marks)

		yes	no
1.	Likes to play with a friend.		
2.	Can easily integrate within a group.		
3.	Can easily carry a conversation with a friend.		
4.	Can easily carry a conversation in a group.		
5.	Willing to share toys.		
6.	Willing to help a friend.		
7.	Plays games mirroring social situations.		
8.	Uses "please" and "thank you"		
9.	Respects others belongings.		
10.	Waits his/her turn		



Fine Motor Development

Fill in a √ or X (10 marks)

Can the learner:

1.	Tie a shoe lace	
	Comment:	
2.	Fasten own buttons	
	Comment:	
3.	Touch the right ear with left hand	
4.	Cut on a straight line (Addendum 5)	
	Comment:	
5.	Hold a pencil correctly	
6.	Paint with a brush (one direction) (Attach page to test)	
7.	String small beads (minimum of 10)	
8.	Construct a given pattern on peg board	
9.	Construct clay/ play dough figures	
10.	Build a 36 piece puzzle using a picture: Indicate time taken to complete _____	

Balance


Fill in a √ or X (6 marks)

Can the learner:

1.	Stand on left foot a count of 10	
2.	Stand on right foot a count of 10	
3.	Walk on a beam in heel toe action	
4.	Walk backwards on the beam (without looking backwards)	
5.	Hop 5 x on the same spot with right foot	
6.	Hop 5 x on the same spot with left foot	

Visual Analysis/ Figure ground

Colour the animals as indicated



Total	5
Learner score	



Body image	Learner draws a picture of him/herself. Award marks for head(1), neck(1), body(1), arms(2), hands(2), fingers on both hands(2), legs(2), feet(2), toes(2), eyes(2), ears(2), mouth(2), nose(1), hair(1), additional features (1 feature up to 2)	25	



Write the number in the box

Illustration of 10 pears arranged in two rows of five. An arrow points to an empty square box.

Illustration of 6 peaches arranged in two rows of three. An arrow points to an empty square box.

Illustration of 8 sailing ships arranged in two rows of four. An arrow points to an empty square box.

Illustration of 7 watermelon slices arranged in two rows (4 on top, 3 on bottom). An arrow points to an empty square box.

Illustration of 10 roses arranged in two rows of five. An arrow points to an empty square box.

Learner score

5





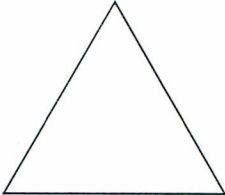

Visual Discrimination: Which one does not belong? Why?

	2
<p>Indicate reason:</p> <hr/> <hr/>	
	2
<p>Indicate reason:</p> <hr/> <hr/>	
	2
<p>Indicate reason:</p> <hr/> <hr/>	
	2
<p>Indicate reason:</p> <hr/> <hr/>	



Draw a

4	square	triangle
	circle	rectangle

4	Name the shapes				
---	-----------------	---	---	---	---



Patterns: Repeat the pattern two times

--	--	--	--	--

Learner score

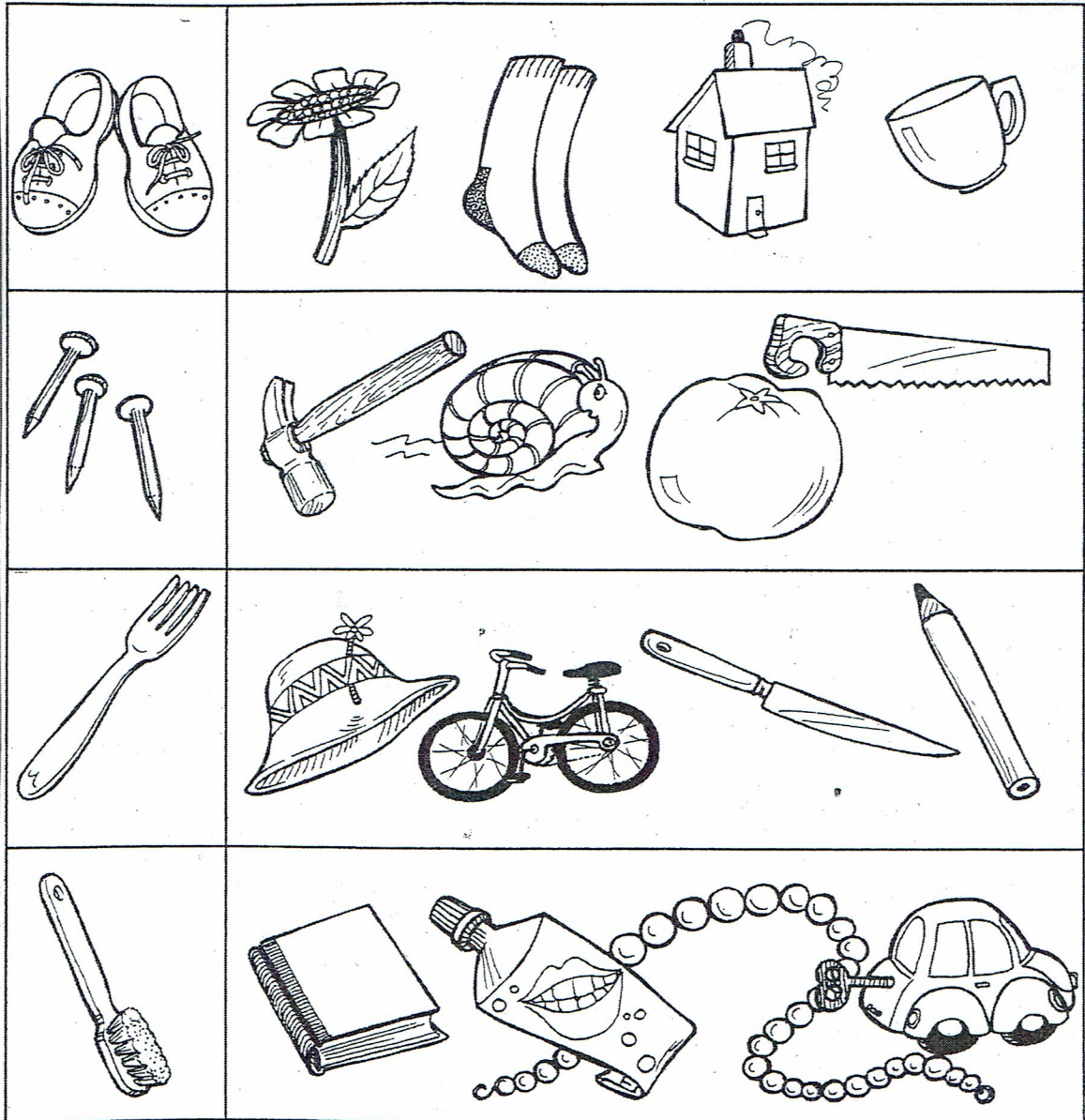
5



Visual Association

Choose a picture that belongs to the picture in the box on the left.

Visual Association

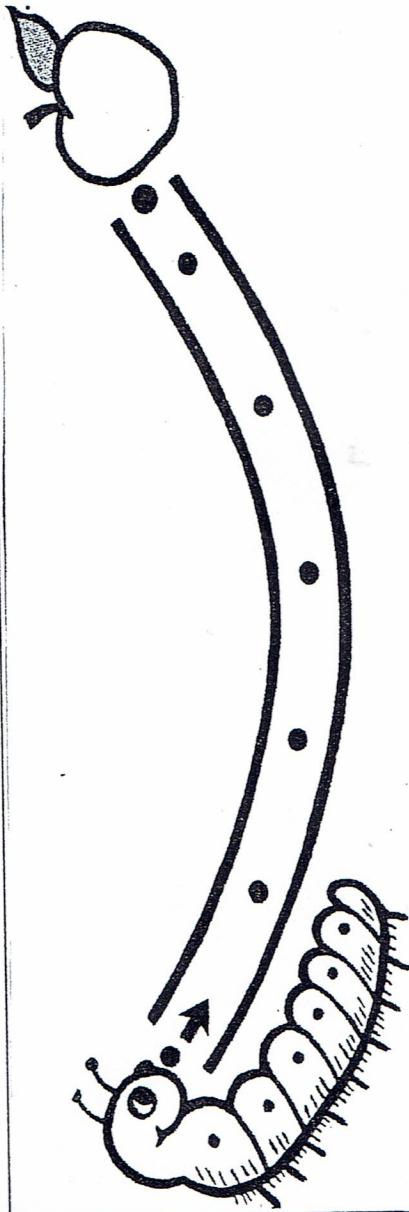


Total

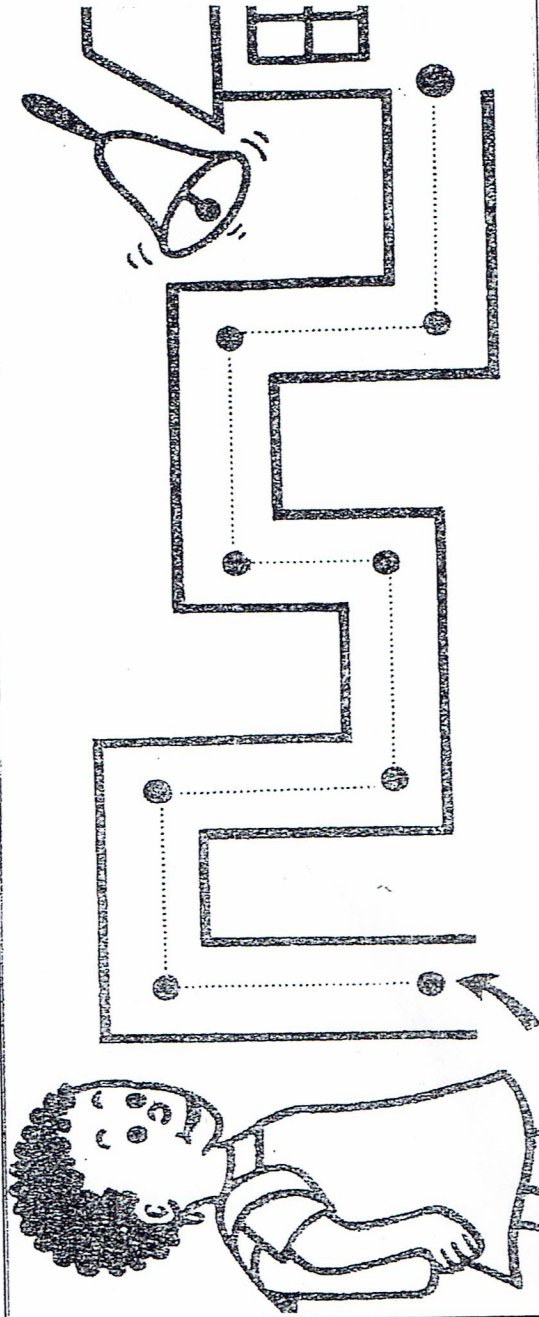
4

Learner score

Carefully draw a line between the lines



1



1

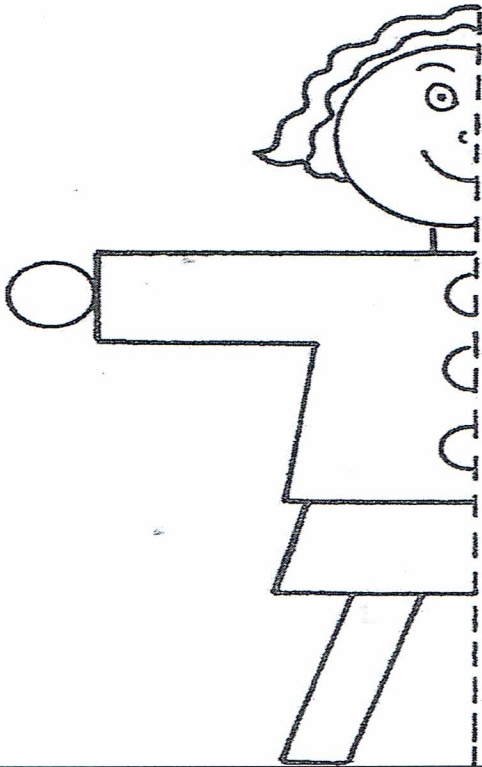
2

Learner score



Complete the picture

Visual closure



14



Perceptual Development Skills

	Aspect	Total	Learner score
Memory	Learner repeats the following sentence: I love to paint a picture red, yellow and blue	1	
	Comment:		
	Give the child a number sequence (learner recalls in the correct order) 2 9 5 6 3	1	
	Comment:		
	Arrange 5 unifix blocks in a sequence. Remove. The learner uses the blocks to arrange the same sequence. e.g. 1 red, 2 blue, 1 yellow, 1 green	1	
	Comment:		





Do the same on the right

		4
		6
		4
		4



Complete the bottom picture



Learner score

18



Laterality and Directionality	Laterality and Directionality Learner looks at the directions and calls out sequence clearly whilst stretching arms in the direction of rows	24	
	See Addendum page 1 - LAMINATE the chart		

Gross Motor Development





Fill in a \checkmark or X (15 marks)

Can the learner:

1.	Run a small distance showing alternate hand and foot movement.	
2.	Crawl through a tunnel or rows of tyres.	
3.	Catch a big ball.	
4.	Catch a small ball.	
5.	Kick a ball.	
6.	Stop a moving ball with foot.	
7.	Dribble a ball between cones alternating feet.	
8.	Move through monkey bars.	
	Supported Not Supported	
9.	Skip 5x sequentially	
10.	Rolls (log or segmented)	
11.	Gallops	
12.	Catch a bean bag thrown with right hand with left hand.	
13.	Catch a bean bag thrown with left hand with right hand.	
14.	Throws a ball	
	Dominant hand Non dominant hand	
15.	Walks (coordinated)	



Count and draw more or less

	Draw two more
	Draw 1 less
	Draw 3 more
	Draw 5 less

Learner score	4	
---------------	---	--



<p>Data Handling Count the number of each vegetable Colour the graph</p>		
Learner score	5	



5					
4					
3					
2					
1					



Position in space

Fill in a \checkmark or X (10 marks): Give the following instructions

1.	Sit under the table	
2.	Stand behind the chair	
3.	Stand in front of the chair	
4.	Climb on the chair	
5.	Stand on the left side of the chair	
6.	Stand to the right of the chair	
7.	Put your hands on top of your head	
8.	Stretch your arms up in the air	
9.	Move two steps to the left	
10.	Move a few steps backwards	

Sequence the story

1. The teacher will read the story of Goldilocks and the three Bears from Addendum page 2.
2. The learners will then cut the pictures on Addendum page 3.
3. The learners will paste the picture sequentially on Addendum page 4.

Learner score

7



Learners start at the star and draw a lazy 8 (ensure the page is in a landscape position)




Step 1	Start at the star		
Step 2	Move to the left		
Step 3	Cross over		
Step 4	Move to the right		
Step 5	Are both loops even		
Total		5	



Measurement


Draw a bigger circle than this




Draw a longer line than this



Draw a taller boy than this



Which object is heavier?



Learner score

4



Phonic

Draw a picture for the sound.

k		n	
l		s	
d		j	



m		r	
a		t	
p		b	
Learner score		12	