

LET'S STOP BULLYING WITH

BUDDY BUNNY




WHEN YOU'RE BEING BULLIED,
BUDDY BUNNY SAYS...

STOP.
TELL THE
BULLY TO
STOP

WALK.
WALK
AWAY

TALK.
TALK TO
AN ADULT
YOU TRUST



FOR RESOURCES ON BULLYING VISIT:
www.stopwalktalk.co.za



ISBN 978-1-4315-0136-6




9 781431 501366

MATHEMATICS IN ENGLISH
GRADE 2 – BOOK 2 • TERMS 3 & 4
ISBN 978-1-4315-0136-6
THIS BOOK MAY NOT BE SOLD.
9th Edition

MATHEMATICS IN ENGLISH – Grade 2 Book 2

ISBN 978-1-4315-0136-6

Revised and
CAPS aligned



Grade 2

MATHEMATICS
IN ENGLISH

Book 2
Terms
3 & 4

Name: _____ Class: _____



basic education
Department:
Basic Education
REPUBLIC OF SOUTH AFRICA

Contents

No	Worksheet Topic	Pg
65	Numbers 50 to 99	2
66	Numbers 100 to 150	4
67	Full, half full, empty	6
68	More capacity	8
69	Numbers 150 to 170	10
70	Counting and estimating (0 – 100)	12
71	More data	14
72	Addition: 0 to 50	16
73	Addition: 0 to 75	18
74	More addition: 0 to 75	20
75	Balls, boxes and cylinders	22
76	Slide, roll and build with 3-D objects	24
77	More addition and subtraction 0 to 75	26
78	More money	28
79	Note money	30
80	Time-patterns	32
81a	Hours and minutes	34
81b	Minutes and hours	36
82	Repeated addition	38
83	Multiply by 5	40
84	Multiply by 2	42
85a	Quarter past	44
85b	Time passes	46
86	Double up	48
87	Doubling and halving	50
88	More multiplication	52
89	Number patterns	54
90	Fractions – halves	56
91	Fractions – more halves	58
92	Position and views	60
93	More and more data	62
94a	Fractions – quarters	64
94b	Fractions – more quarters	66
95	Geometric patterns	68
96	Data sorting	70

No	Worksheet Topic	Pg
97	Numbers 150 to 180	72
98	Numbers 170 to 200	74
99	2-D shapes	76
100	Numbers 0 to 200	78
101	Addition and subtraction	80
102	Addition and subtraction again	82
103	Shape patterns	84
104	More addition and subtraction	86
105	Even more addition and subtraction	88
106	3-D objects	90
107	Even more data	92
108	Calculating money	94
109	Solve money problems	96
110	Grouping and sharing	98
111	Even more capacity	100
112	Number patterns	102
113	Multiply by 3	104
114	Mixed multiplication	106
115	More multiplication	108
116a	Days of the week	110
116b	Days, weeks and months	112
117	More number patterns	114
118	Equal sharing leading to fractions	116
119	Length	118
120	More heavier and lighter	120
121	More sharing leading to fractions	122
122	Fractions	124
123	More fractions	126
124	Symmetry and shapes	128
125	Arrays and fractions	130
126	A fraction of a collection of objects	132
127	Symmetry in patterns	134
128	More symmetry	136



Mrs Angie Motshekga,
Minister of
Basic Education



Mr Enver Surty,
Deputy Minister of
Basic Education

These workbooks have been developed for the children of South Africa under the leadership of the Minister of Basic Education, Mrs Angie Motshekga, and the Deputy Minister of Basic Education, Mr Enver Surty.

The Rainbow Workbooks form part of the Department of Basic Education's range of interventions aimed at improving the performance of South African learners in the first six grades. As one of the priorities of the Government's Plan of Action, this project has been made possible by the generous funding of the National Treasury. This has enabled the Department to make these workbooks, in all the official languages, available at no cost.

We hope that teachers will find these workbooks useful in their everyday teaching and in ensuring that their learners cover the curriculum. We have taken care to guide the teacher through each of the activities by the inclusion of icons that indicate what it is that the learner should do.

We sincerely hope that children will enjoy working through the book as they grow and learn, and that you, the teacher, will share their pleasure.

We wish you and your learners every success in using these workbooks.



Published by the Department of Basic Education
222 Struben Street
Pretoria
South Africa


© Department of Basic Education
Ninth edition 2019

ISBN 978-1-4315-0136-6

This book may not be sold.


The Department of Basic Education has made every effort to trace copyright holders but if any have been inadvertently overlooked the Department will be pleased to make the necessary arrangements at the first opportunity.

Grade 2



Mathematics

This book belongs to:



ENGLISH

Book

2


65



<p>Date: _____</p>

Numbers 50 to 99

Colour in 58 circles.



5 0

8

Term 3



Write an answer. The first example will guide you.

$$60 + 8 = 68$$



6 0

8

8 0

6

5 0

3

=

=

=

7 0

1

9 0

5

6 0

9

=


=

=



Write your answers for the above in words:

sixty-eight

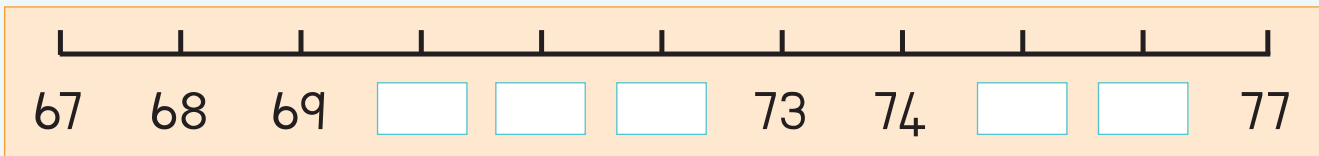
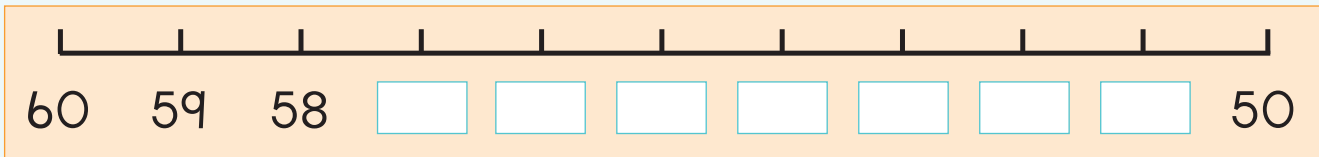
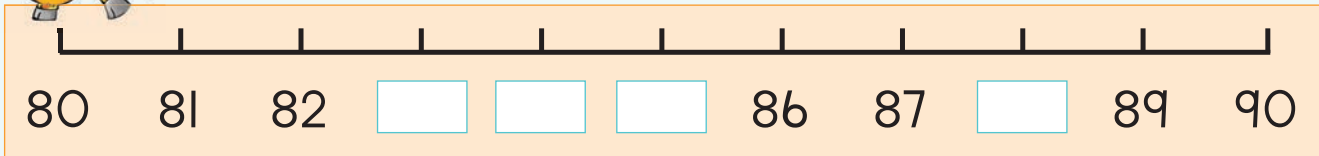


Write down two numbers that are smaller and two numbers that are bigger than the given number.

Smaller	Number	Bigger
	55	
	63	
	88	
	95	
	71	



Complete these number lines.



Cut three numbers between 50 and 99 from a magazine or newspaper. Paste them here.



Teacher: _____

Sign: _____

Date: _____

66



Date: _____

Numbers 100 to 150



Colour in 139 circles.

○	○	○	○	○	○	○	○	○	○	○	○	○	○	○	○	○	○	○	○
○	○	○	○	○	○	○	○	○	○	○	○	○	○	○	○	○	○	○	○
○	○	○	○	○	○	○	○	○	○	○	○	○	○	○	○	○	○	○	○
○	○	○	○	○	○	○	○	○	○	○	○	○	○	○	○	○	○	○	○
○	○	○	○	○	○	○	○	○	○	○	○	○	○	○	○	○	○	○	○
○	○	○	○	○	○	○	○	○	○	○	○	○	○	○	○	○	○	○	○
○	○	○	○	○	○	○	○	○	○	○	○	○	○	○	○	○	○	○	○
○	○	○	○	○	○	○	○	○	○	○	○	○	○	○	○	○	○	○	○

1	0	0
3	0	
		9

Term 3



Write a number sentence for:


<table border="1"> <tr><td>100</td><td>20</td><td>8</td></tr> <tr><td>100 + 20 + 8</td><td></td><td></td></tr> <tr><td>= 128</td><td></td><td></td></tr> </table>	100	20	8	100 + 20 + 8			= 128			<table border="1"> <tr><td>100</td><td>40</td><td>9</td></tr> <tr><td>=</td><td></td><td></td></tr> </table>	100	40	9	=			<table border="1"> <tr><td>100</td><td>40</td><td>2</td></tr> <tr><td>=</td><td></td><td></td></tr> </table>	100	40	2	=		
100	20	8																					
100 + 20 + 8																							
= 128																							
100	40	9																					
=																							
100	40	2																					
=																							
<table border="1"> <tr><td>100</td><td>50</td><td></td></tr> <tr><td>=</td><td></td><td></td></tr> </table>	100	50		=			<table border="1"> <tr><td>100</td><td>20</td><td>7</td></tr> <tr><td>=</td><td></td><td></td></tr> </table>	100	20	7	=			<table border="1"> <tr><td>100</td><td>30</td><td>5</td></tr> <tr><td>=</td><td></td><td></td></tr> </table>	100	30	5	=					
100	50																						
=																							
100	20	7																					
=																							
100	30	5																					
=																							



What number comes between?

- 103 and 105? _____
- 139 and 141? _____
- 120 and 122? _____
- 150 and 148? _____
- 146 and 148? _____



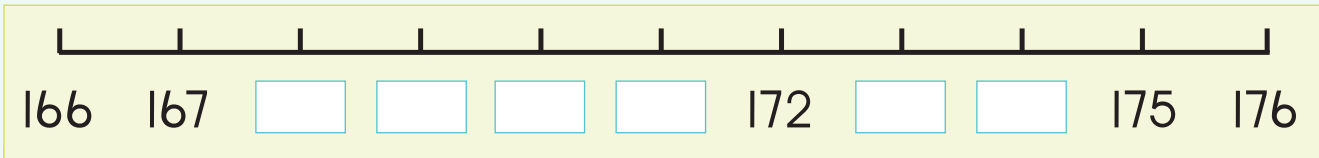
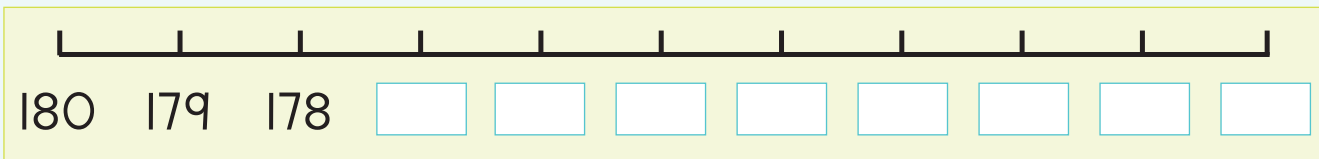
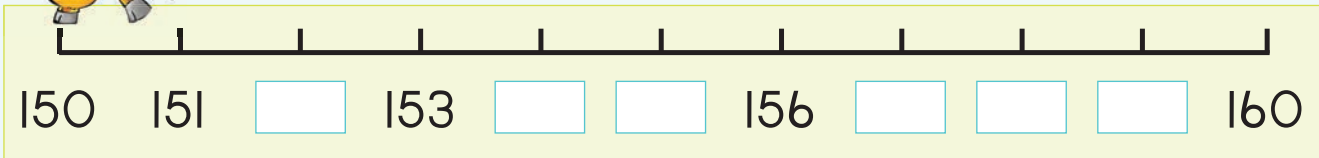


Write down two numbers smaller and two numbers bigger than the given number.

Smaller	Number	Bigger
	123	
	145	
	108	
	141	
	134	



Complete these number lines.



Cut three numbers between 100 and 150 from a magazine or newspaper. If you cannot find any, cut digits to make up the three numbers. Paste them here in order from smallest to biggest.



Teacher: _____

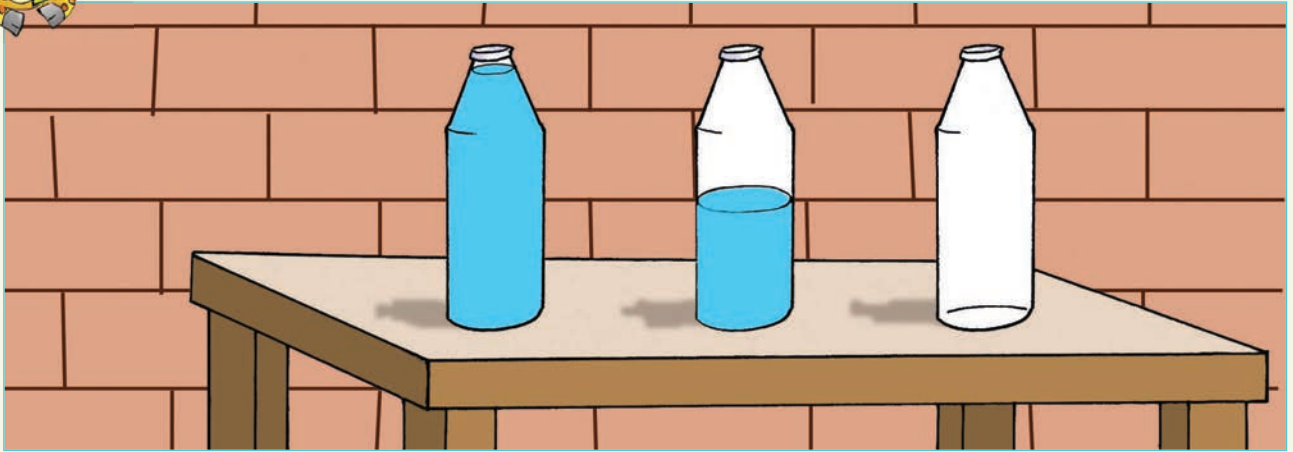
Sign: _____

Date: _____

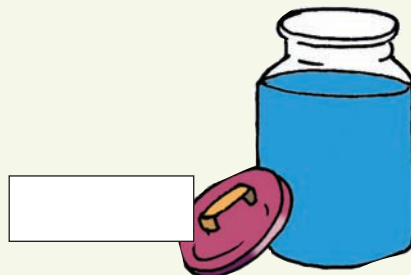

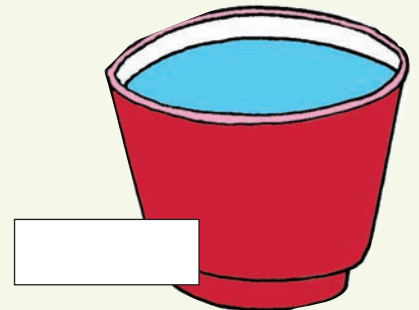



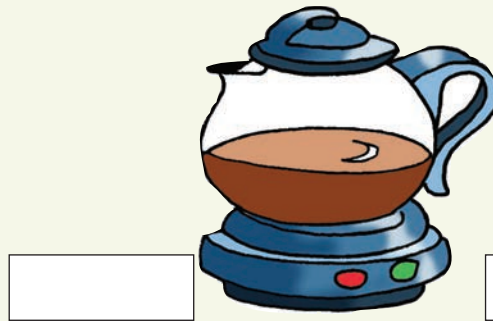

Full, half full, empty


Date: _____

Talk about the bottles on the teacher's table.



Say if the container is full, half full or empty.





Colour in to show how much liquid is in the containers.

Full	Half full	Empty



Draw three of your own containers. Each container can hold 4 litres. Then colour them to show that the container is:

Full	Half full	Empty
Empty space for drawing a full container	Empty space for drawing a half-full container	Empty space for drawing an empty container



Which container holds the most?



Teacher: _____

Sign: _____

Date: _____





Date: _____


More capacity




Look at the pictures. What are the children doing?



Up to where will the spoons fill the measuring cup? Colour in.





How many spoons more do you need to fill the measuring cup?



Gogo uses 2 cups of milk to make a pudding.
If she doubles the recipe, how much milk will she need?



69



Date: _____

Numbers 150 to 170

Colour in 162 circles.

100 circles grid

60 circles grid

100 0 0


60

2

Term 3



Write a number for:

<p>100 50 2</p> <p>100 + 50 + 2 = 152</p> 	<p>100 60 7</p> <p>=</p>	<p>100 70</p> <p>=</p>
<p>100 60 9</p> <p>=</p>	<p>100 50 4</p> <p>=</p>	<p>100 60 1</p> <p>=</p>



Which numbers come between:

150 and 155

158 and 162

170 and 165

163 and 167

172 and 166



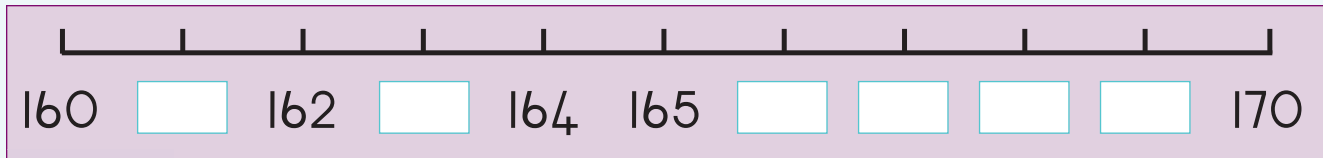
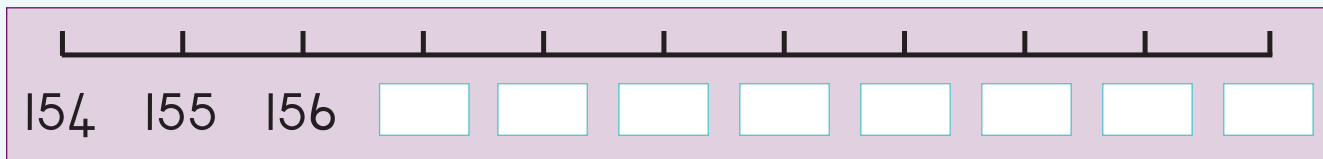
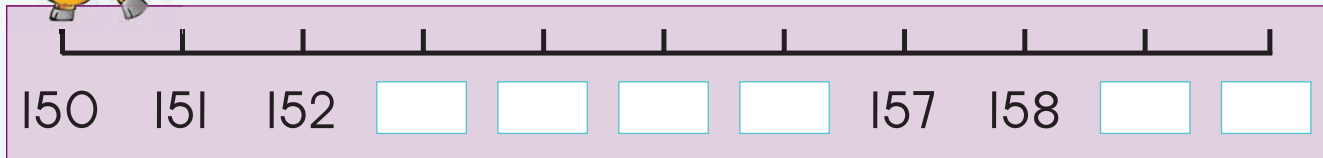


Give two numbers smaller and two numbers bigger than the given number.

Smaller	Number	Bigger
	155	
	168	
	151	
	162	
	160	



Complete the number lines.



Cut three numbers between 150 and 170 from a magazine or newspaper. Paste them here from biggest to smallest.



Teacher: _____

Sign: _____

Date: _____

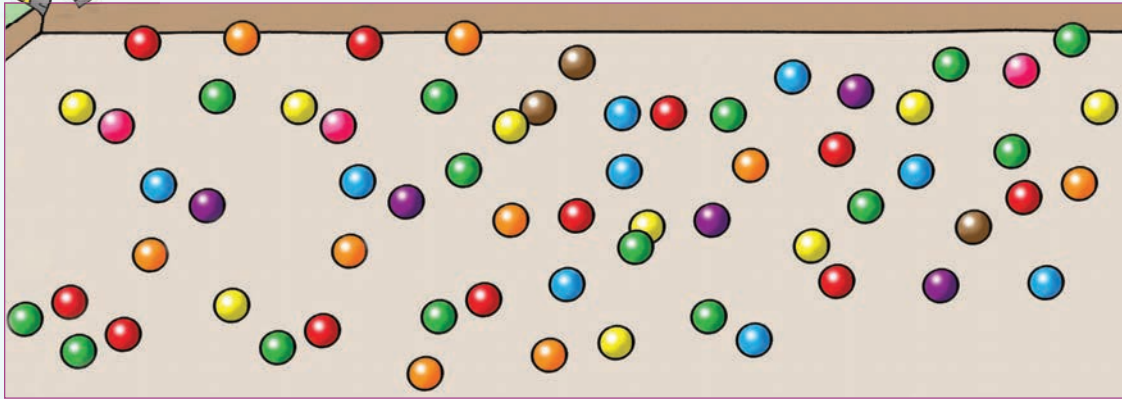
Counting and estimating (0–100)

Date: _____

Term 3



Estimate and then count the beads.

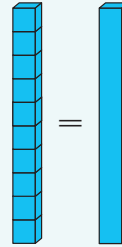


estimate

count



There are 10 blocks in the container. Estimate and then count.



estimate

count

estimate

count

estimate

count

estimate

count

estimate

count

estimate

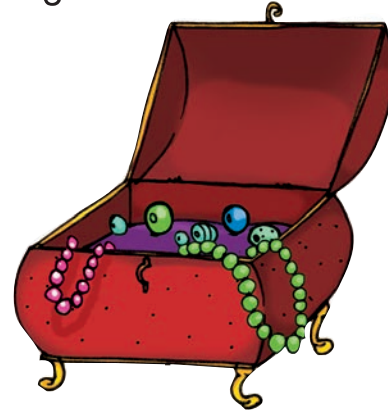
count



There are 42 sweets in the box.
How many are hidden?



There are 50 beads in the box.
How many are hidden?



There are 78 sweets in the box.
How many are hidden?

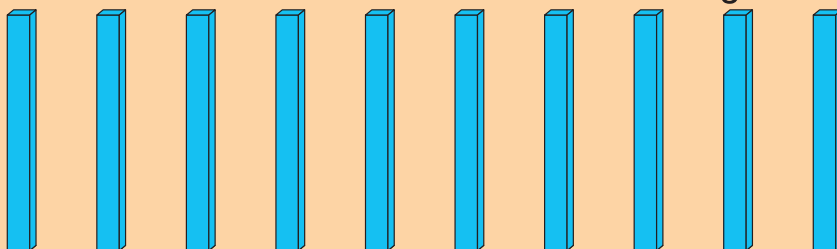


There are 100 beads in the box.
How many are hidden?



How fast can you do this?

Each container holds 10 blocks. How many blocks are here?



11 12 13 14 15 16 17 18 19 20



Teacher: _____
Sign: _____
Date: _____



Date: _____

More data

Term 3



Sort the flowers. Make your own drawing. Write the total in the box.

Sorting box with a blue flower icon at the top left.

Sorting box with a red flower icon at the top left.

Sorting box with a green flower icon at the top left.

Sorting box with a purple flower icon at the top left.






Sorting box with a yellow flower icon at the top left.





Draw a pictograph of your sorted flowers.
What will your heading be?

KEY: 



Answer the following questions:

How many purple flowers are there?

How many red flowers are there?

How many green flowers are there?

How many pink flowers are there?

How many yellow flowers are there?

What is the most popular colour flower?

What is the least popular colour flower?

What is your favourite colour flower?



Teacher: _____


Sign: _____

Date: _____



Addition: 0 to 50

Term 3



Look at the picture and add the marbles.

red	+	blue	+		=	
-----	---	------	---	--	---	--

green	+	blue	+		=	
-------	---	------	---	--	---	--

pink	+	blue	+		=	
------	---	------	---	--	---	--

green	+	orange	+		=	
-------	---	--------	---	--	---	--

red	+	green	+		=	
-----	---	-------	---	--	---	--



Match the cards with the correct sums. Draw a line from the sum to the correct cards.

2
1 0

5
2 0

3
3 0


7
4 0

$7 + 40 = 47$

$10 + 2 = 12$

$20 + 5 = 25$

$3 + 30 = 33$



Add.

$10 + 3 = \square$

$30 + 2 = \square$

$20 + 5 = \square$

$30 + 7 = \square$

$40 + 1 = \square$

$20 + 6 = \square$

$10 + 4 = \square$

$40 + 8 = \square$

$30 + 9 = \square$



Add.

$16 + 13$

6	3	9
10	+ 10	= 20



$16 + 13 = 29$

$24 + 12$

4	2	
20	+ 10	=

$\square + \square = \square$

$37 + 11$

7	1	
30	+ 10	=

$\square + \square = \square$

$25 + 23$

5	3	
20	+ 20	=

$\square + \square = \square$

$36 + 12$

6	2	
30	+ 10	=


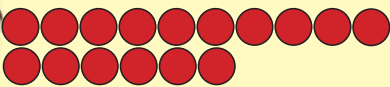
$\square + \square = \square$

$28 + 21$

8	1	
20	+ 20	=

$\square + \square = \square$

Lisa has 16 counters and Aakar has 12.



What is the total?

Teacher:

Sign:

Date:



Date: _____

Addition: 0 to 75

Term 3



What is the total of each block?

1	10
5	10

6	20
2	10

3	20
5	30

4	40
4	30



Add.

$12 + 11$

<input style="width: 30px; height: 20px;" type="text"/>	<input style="width: 30px; height: 20px;" type="text"/>	+	<input style="width: 30px; height: 20px;" type="text"/>	<input style="width: 30px; height: 20px;" type="text"/>			
=	<input style="width: 30px; height: 20px;" type="text"/>	+	<input style="width: 30px; height: 20px;" type="text"/>	+	<input style="width: 30px; height: 20px;" type="text"/>	+	<input style="width: 30px; height: 20px;" type="text"/>
=	<input style="width: 30px; height: 20px;" type="text"/>	+	<input style="width: 30px; height: 20px;" type="text"/>				
=	<input style="width: 30px; height: 20px;" type="text"/>						

$23 + 41$

<input style="width: 30px; height: 20px;" type="text"/>	<input style="width: 30px; height: 20px;" type="text"/>	+	<input style="width: 30px; height: 20px;" type="text"/>	<input style="width: 30px; height: 20px;" type="text"/>			
=	<input style="width: 30px; height: 20px;" type="text"/>	+	<input style="width: 30px; height: 20px;" type="text"/>	+	<input style="width: 30px; height: 20px;" type="text"/>	+	<input style="width: 30px; height: 20px;" type="text"/>
=	<input style="width: 30px; height: 20px;" type="text"/>	+	<input style="width: 30px; height: 20px;" type="text"/>				
=	<input style="width: 30px; height: 20px;" type="text"/>						



Complete.

$$28 + 11 = \begin{matrix} 2 & 8 \\ \hline \end{matrix} + \begin{matrix} 1 & 0 \\ \hline \end{matrix} + \begin{matrix} 1 \\ \hline \end{matrix} = 38 + 1 = 39$$

$$34 + 12 = \begin{matrix} 3 & 4 \\ \hline \end{matrix} + \begin{matrix} 1 & 0 \\ \hline \end{matrix} + \begin{matrix} 2 \\ \hline \end{matrix} = \square + \square = \square$$

$$43 + 23 = \begin{matrix} 4 & 3 \\ \hline \end{matrix} + \begin{matrix} 2 & 0 \\ \hline \end{matrix} + \begin{matrix} 3 \\ \hline \end{matrix} = \square + \square = \square$$

$$45 + 23 = \begin{matrix} 4 & 5 \\ \hline \end{matrix} + \begin{matrix} 2 & 0 \\ \hline \end{matrix} + \begin{matrix} 3 \\ \hline \end{matrix} = \square + \square = \square$$

$$56 + 11 = \begin{matrix} 5 & 6 \\ \hline \end{matrix} + \begin{matrix} 1 & 0 \\ \hline \end{matrix} + \begin{matrix} 1 \\ \hline \end{matrix} = \square + \square = \square$$



Add.

$21 + 10 = \square$

$53 + 10 = \square$

$46 + 10 = \square$

$68 + 10 = \square$

$37 + 10 = \square$

$42 + 10 = \square$

$74 + 10 = \square$

$19 + 10 = \square$

$55 + 10 = \square$



The sum of 47 and 6 is?

Draw a picture to show your answer.



Make your own word sum using the pictures.



Teacher:
Sign:
Date:

74



Date: _____

More addition: 0 to 75

Term 3



Match the cards. Draw a line from the sum to the correct cards.

	9
60	

	5
50	

	4
70	

	7
40	

$7 + 40 = 47$

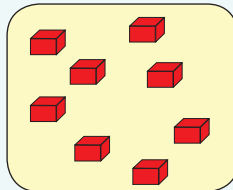
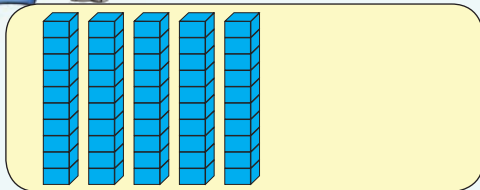
$60 + 9 = 69$

$50 + 5 = 55$

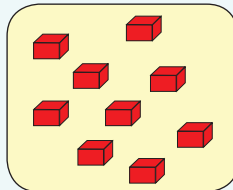

$4 + 70 = 74$



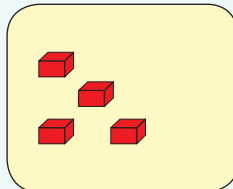

Write a sum for the following and then fill in the answers.



+ =



+ =



+ =



Add.

$60 + 4 = \square$

$30 + 2 = \square$

$40 + 9 = \square$

$50 + 4 = \square$

$20 + 8 = \square$

$10 + 7 = \square$

$70 + 5 = \square$

$70 + 8 = \square$

$50 + 6 = \square$



Add.

$56 + 15$



$56 + 15 = 71$

$34 + 17$

$\square + \square = \square$

$48 + 13$

$\square + \square = \square$

$63 - 41$

$\square + \square = \square$

$75 - 51$

$\square + \square = \square$

$72 - 49$

$\square + \square = \square$



Make a drawing to show that Mbali has 52 blocks and Zander has 36.



What is the total? _____



Teacher:
Sign:
Date:



Date: _____

Balls, boxes and cylinders




Can you still remember what shapes these are?

These words might help you:

- boxes
- balls
- cylinders




Identify the balls, boxes and cylinders by writing the word below each.





















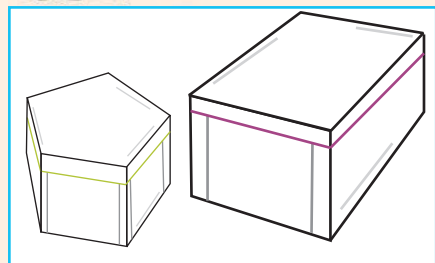








Colour the smaller objects blue.



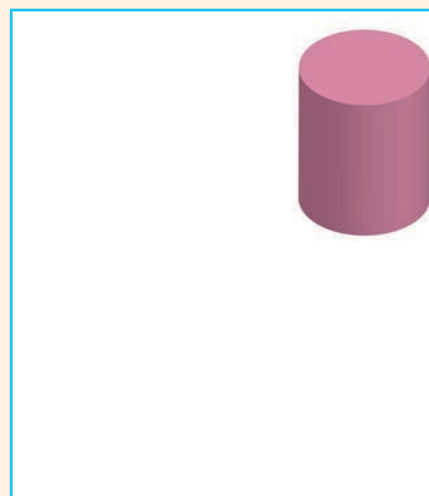


boxes

balls

cylinders



Draw a bigger object.



You want to put your mother's birthday present in this container. You need to explain to the shop assistant what you are looking for. How would you explain it.

Four horizontal lines for writing an explanation.



Teacher: Sign: Date: clipboard icon



Date: _____

Slide, roll and build with 3-D objects




Your teacher will do this activity practically with you to see if the following will balance:

- A box on top of a box.
- A ball on top of a box.
- A ball on top of a ball.
- Two boxes on top of one box.



Boxes, balls and cylinders can roll or slide. Your teacher will give you the following objects to see if it will roll or slide. After doing the activity practically say if the objects will roll or slide.



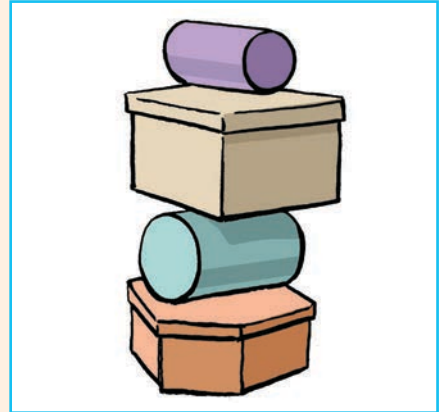

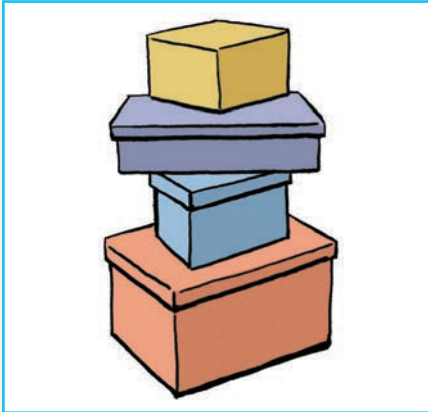
Find pictures of objects in magazines that will roll or slide and paste it here.


roll



slide




Your teacher gave you some blocks to build various towers. You and your friend decided to build towers with boxes, balls and cylinders. This is what you build or tried to build. Say if it worked or not.



This will work 



Here are some match box towers.



You need:
Match boxes.

What to do:
Now try to build a match box tower as high as you can without using glue.



Teacher: _____
Sign: _____
Date: _____



More addition and subtraction 0 to 75

Term 3



Add the numbers in each block and write down the answer.

2	5 0	7	5 0	4	4 0	8	3 0
3	2 0	2	1 0	3	1 0	1	2 0



Add using your own method.

$$52 + 21$$

$$43 + 28$$



Complete.

28	+	31	=	2 8	+	3 0	+	1	=	58	+	1	=	59
45	+	32	=	4 5	+	3 0	+	2	=		+		=	
52	+	14	+	5 2	+	1 0	+	4	=		+		=	




Add. $41 + 10 = \square$ $44 + 10 = \square$ $71 + 10 = \square$

The sum of 36 and 24 is _____.

Draw a picture to show your answer.



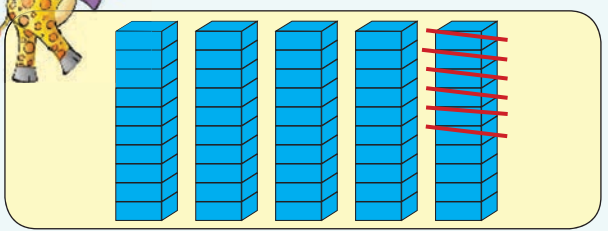


Subtract the numbers in the bottom box from the numbers in the top box.

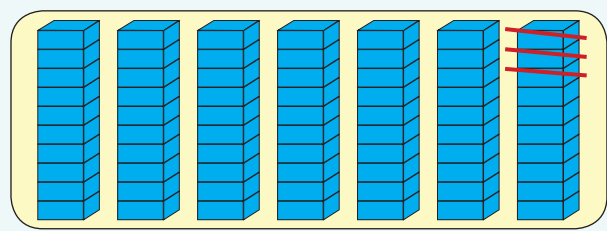
5 7 0	2 6 0	7 5 0	9 3 0
3 4 0	1 2 0	6 1 0	5 1 0



Write a sum for the following.



- =



- =



Subtract:

$65 - 23$

$72 - 29$



Minus.

$61 - 10 = \square$

$42 - 10 = \square$

$37 - 10 = \square$



Make a drawing to show that Palesa had 62 marbles and then lost 21.



How many marbles are left? _____


Teacher: _____
 Sign: _____
 Date: _____



Date:

More money


What is in my piggy bank?




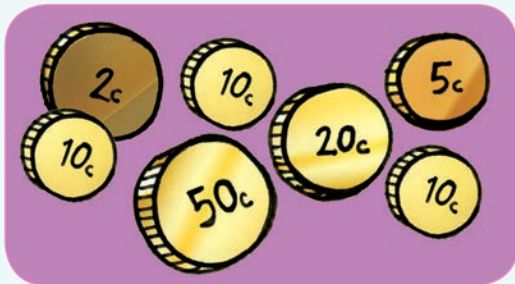
Use the coins from Cut-out 3 and paste the right amounts here.

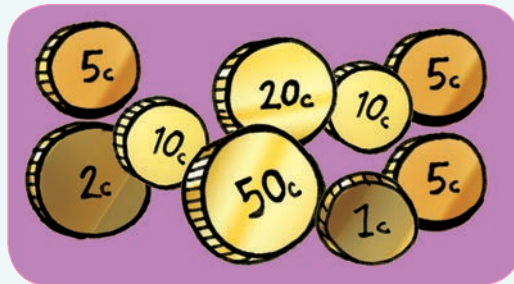


How many cents?















Word sums:

I have 100c. My father gives me another 50c. How much do I have?
Draw a picture to show your answer.

I have 170c. I bought a sweet for 100c. How much money do I have left?
Draw a picture to show your answer.

Teacher:

Sign:

Date:



Date: _____

Note money

How much money is in my purse?



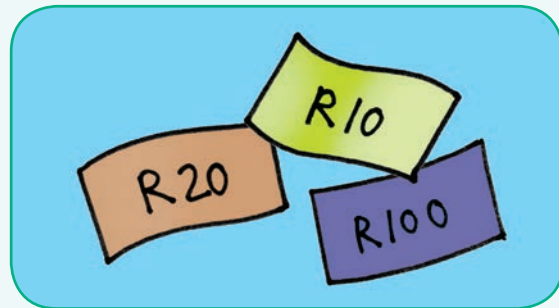
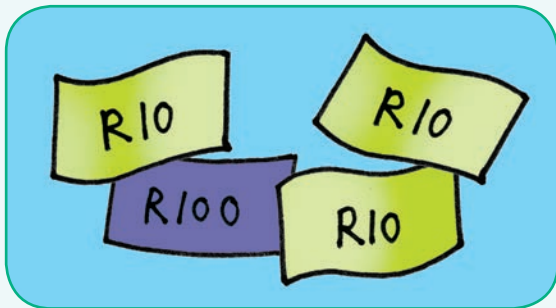
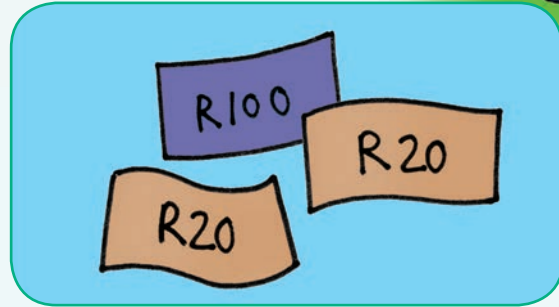
Term 3



Use the money notes from Cut-out 3 and paste the correct amounts here.



How many Rands?



Word sums:

My brother has R100. I have R50 and my little sister has R20. How much money do we have altogether? _____

I have R160. I bought a shirt for R50. How much money do I have left? _____



Teacher: _____
Sign: _____
Date: _____

80

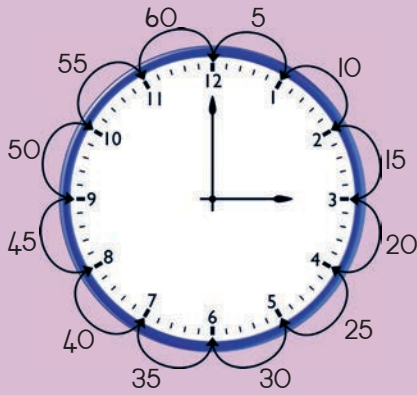
Time-patterns

Date: _____

Term 3



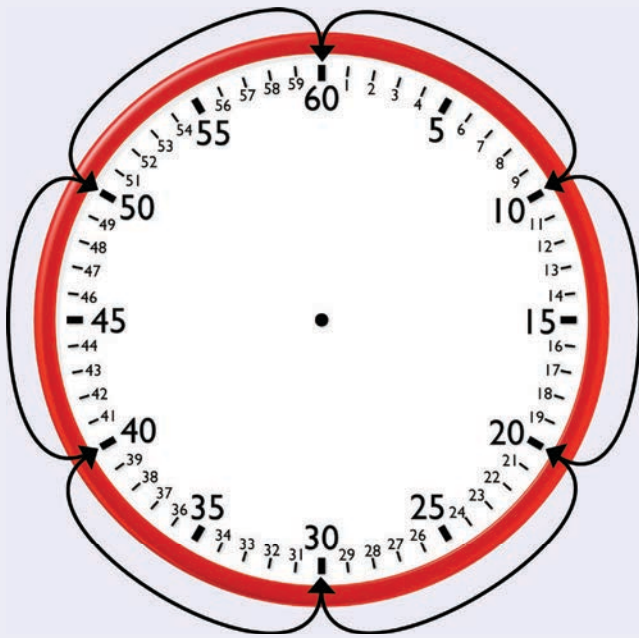
Talk about the clock.



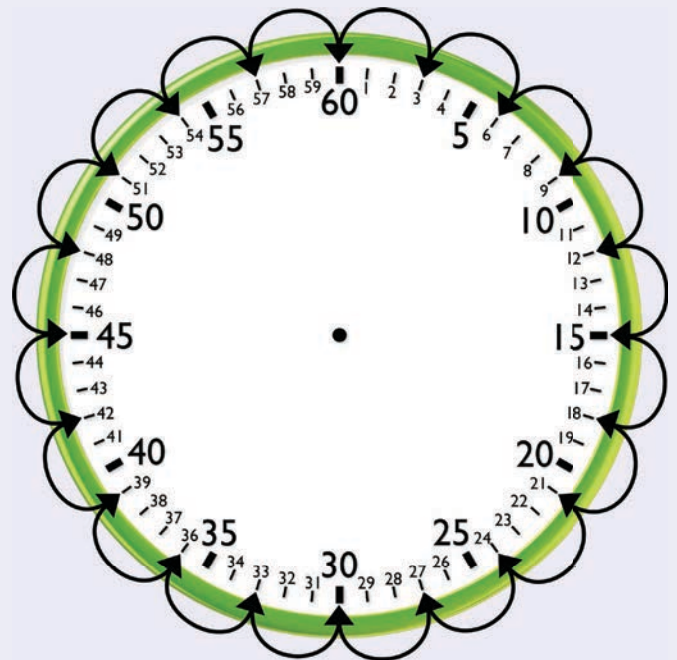
A clock shows us the time.
 The **short hand** shows us hours.
 The **long hand** shows us minutes.
 Here we count the minutes in fives.



What is the pattern? Look at the arrows each time and write down the pattern.



10 _____




3 _____




Show the pattern using arrows.


Count in 3s start at 4.



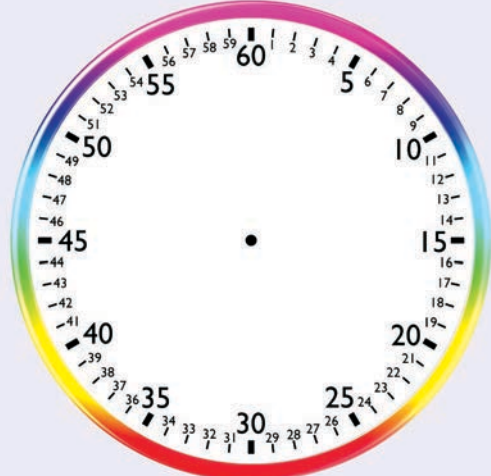
Count in 2s start at 3.



Count in 10s start at 1.



Count in 5s start at 2.



What time do you go to school?



What time do you go home?




What time do you eat supper?



Teacher: _____
 Sign: _____
 Date: _____



Talk about the clock.



Hours and minutes



The **short hand** shows us a little past **3 hours**.

The **long hand** shows us it is **15 minutes**.

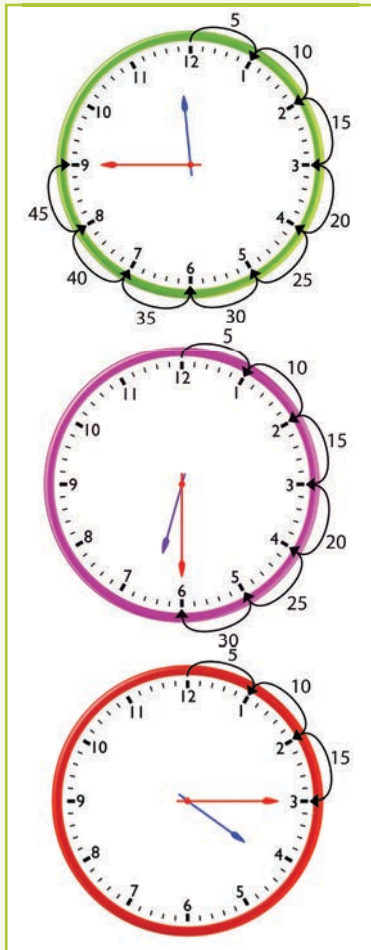
We say it is a **quarter past three**.

We mean it is fifteen minutes after 3 hours.

Fifteen minutes is a quarter of sixty minutes (an hour).



What is the time?



The **short hand** is nearly at _____.

The **long hand** shows us it is _____.

We say it is _____.

The **short hand** is between _____.

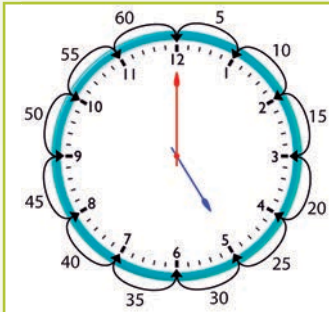

The **long hand** shows us it is _____.

We say it is _____.

The **short hand** is just past _____.

The **long hand** shows us it is _____.

We say it is _____.



The **short hand** shows us _____.

The **long hand** shows us it is _____.

We say it is _____.



Draw the long hand and short hand to show.

Quarter past two.

Half past nine.



Ten o'clock.

Quarter to six.



What do you do during this time in the week? Draw a picture.

Quarter past eight in the morning.

Quarter past eight in the evening.





Talk about the clock.



The **short hand** is just before three.

The **long hand** stands on **35 minutes**.

It is 25 minutes before the long hand is on 12.

We say it is **twenty five to three**.

We mean it is 25 minutes before the 3rd hour.



What is the time?



The **short hand** stands on _____.

The **long hand** stands on _____.

It is _____ before the **long hand** is on 12.

We say it is _____ to _____.



The **short hand** stands on _____.

The **long hand** stands on _____.

It is _____ before the **long hand** is on 12.

We say it is _____ to _____.




The **short hand** stands on _____.

The **long hand** stands on _____.

It is _____ before the **long hand** is on 12.

We say it is _____ to _____.



The **short hand** stands on _____.

The **long hand** stands on _____.

It is _____ before the **long hand** is on 12.



We say it is _____ to _____.



Draw the long hand and short hand to show:

Five to eight.

Twenty to three.



Five to one.

Ten to six.



Thirteen to seven.

Twelve to twelve.



Teacher: _____
 Sign: _____
 Date: _____



Repeated addition

I have 3 bags with 2 sweets each.

I have 3 bags with 5 sweets in.

I can write it as $2 + 2 + 2 = 6$ or $3 \times 2 = 6$


I can write it as $5 + 5 + 5 = 15$ or $3 \times 5 = 15$



Look at the bags with sweets:

- Write a sentence on each.
- Write an addition sum for each.
- Write a multiplication sum for each.

Each bag has 2 sweets.



Sentence: 4 groups of 2

Addition sum: $2 + 2 + 2 + 2 =$ _____

Multiplication sum: $4 \times 2 =$ _____

Each bag has 2 sweets.



Sentence: _____

Addition sum: _____

Multiplication sum: _____

Each bag has 5 sweets.



Sentence: _____

Addition sum: _____

Multiplication sum: _____

Each bag has 2 sweets.



Sentence: _____

Addition sum: _____

Multiplication sum: _____



Let us try it with bags with 4 sweets each.
Each bag has 4 sweets. How many sweets are there?



Sentence: 7 groups of 4

Addition sum:

$$4 + 4 + 4 + 4 + 4 + 4 + 4 = 28$$

$$\text{Multiplication sum: } 7 \times 4 = 28$$



Sentence: _____

Addition sum: _____

Multiplication sum: _____



Sentence: _____

Addition sum: _____

Multiplication sum: _____



Sentence: _____

Addition sum: _____

Multiplication sum: _____



Complete the multiplication table.

×	1	2	3	4	5	6	7	8	9	10
2			6							
4					20					
5										50

I have five boxes with two muffins in each. How many muffins are there in total?



I have four boxes with five cupcakes each. How many cupcakes are there in total?



I have three boxes with four doughnuts in each. How many doughnuts are there in total?



Teacher: _____
Sign: _____
Date: _____




Date:

Multiply by 5

Term 3

One foot has 5 toes.

One hand has 5 fingers.



What is the total number of toes?

What is the total number of fingers?




Complete the following:

 <input style="width: 40px; height: 30px;" type="text"/> × <input style="width: 40px; height: 30px;" type="text"/> = <input style="width: 40px; height: 30px;" type="text"/>	 <input style="width: 40px; height: 30px;" type="text"/> × <input style="width: 40px; height: 30px;" type="text"/> = <input style="width: 40px; height: 30px;" type="text"/>
Toes on one foot	Fingers on one hand

 <input style="width: 40px; height: 30px;" type="text"/> × <input style="width: 40px; height: 30px;" type="text"/> = <input style="width: 40px; height: 30px;" type="text"/>	 <input style="width: 40px; height: 30px;" type="text"/> × <input style="width: 40px; height: 30px;" type="text"/> = <input style="width: 40px; height: 30px;" type="text"/>
Toes on one foot	Fingers on one hand

 <input style="width: 40px; height: 30px;" type="text"/> × <input style="width: 40px; height: 30px;" type="text"/> = <input style="width: 40px; height: 30px;" type="text"/>	 <input style="width: 40px; height: 30px;" type="text"/> × <input style="width: 40px; height: 30px;" type="text"/> = <input style="width: 40px; height: 30px;" type="text"/>
Toes on one foot	Fingers on one hand

 <input style="width: 40px; height: 30px;" type="text"/> × <input style="width: 40px; height: 30px;" type="text"/> = <input style="width: 40px; height: 30px;" type="text"/>	 <input style="width: 40px; height: 30px;" type="text"/> × <input style="width: 40px; height: 30px;" type="text"/> = <input style="width: 40px; height: 30px;" type="text"/>
Toes on one foot	Fingers on one hand







Complete the following:

5	10	15						
---	----	----	--	--	--	--	--	--

50	45	40						
----	----	----	--	--	--	--	--	--




Complete the following:

$5 \times$  = <input type="text"/> apples	$4 \times$  = <input type="text"/> bananas
$6 \times$  = <input type="text"/> bananas	$7 \times$  = <input type="text"/> apples



Complete the following:

$15 \times 5 = \square$ $\square \square \color{red}{5} \times 5$ $= \square \square + \color{red}{5} \times 5$ $= \square \square \times 5 + \color{red}{5} \times 5$ $= 50 + 25$ $= 75$ 	$12 \times 5 = \square$ $\square \square \color{red}{2} \times 5$ $= \square \square + \square \times \square$ $= \square \square \times \square + \square \times \square$ $= \square \square + \square$ $= \square$
$14 \times 5 = \square$ $\square \square \color{red}{4} \times 5$ $= \square \square + \square \times \square$ $= \square \square \times \square + \square \times \square$ $= \square \square + \square$ $= \square$	$13 \times 5 = \square$ $\square \square \color{red}{3} \times 5$ $= \square \square + \square \times \square$ $= \square \square \times \square + \square \times \square$ $= \square \square + \square$ $= \square$






Date:

Multiply by 2

Term 3

All birds have 2 feet.



All birds have 2 wings.

What is the total number of feet in this picture?

What is the total number of wings in this picture?



Look at the picture and complete the following.

pigeons



<input type="text"/>	×	<input type="text"/>	=	<input type="text"/>
Number of pigeons		Feet per bird		

<input type="text"/>	×	<input type="text"/>	=	<input type="text"/>
Number of pigeons		Wings per bird		

ducks



<input type="text"/>	×	<input type="text"/>	=	<input type="text"/>
Number of ducks		Feet per bird		

<input type="text"/>	×	<input type="text"/>	=	<input type="text"/>
Number of ducks		Wings per bird		




Complete the following:

2	4	6							
20	18	16							




Complete the following:

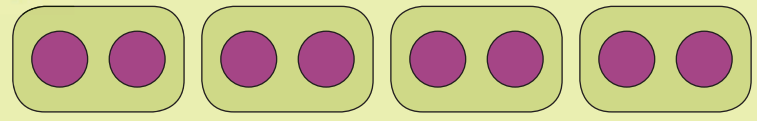
$5 \times $ $ = $ <input style="width: 40px; height: 25px;" type="text"/> apples	$4 \times $ $ = $ <input style="width: 40px; height: 25px;" type="text"/> bananas
$6 \times $ $ = $ <input style="width: 40px; height: 25px;" type="text"/> bananas	$7 \times $ $ = $ <input style="width: 40px; height: 25px;" type="text"/> apples



Complete the following:

$12 \times 2 = \square$
 $10 \color{red}{2} \times 2$
 $= 10 + \color{red}{2} \times 2$
 $= 10 \times 2 + \color{red}{2} \times 2$
 $= 20 + 4$
 $= 24$


$15 \times 2 = \square$
 $10 \color{red}{5} \times 2$
 $= \square + \square \times \square$
 $= \square \times \square + \square \times \square$
 $= \square + \square$
 $= \square$



$2 + 2 + 2 + 2 = 8$

or

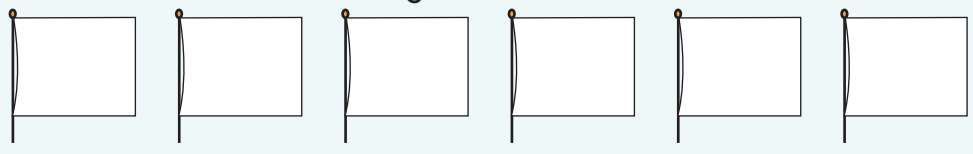
$4 \times 2 = 8$

or

$8 \div 2 = 4$

This is a division symbol.

Draw 2 stars on each flag.




$2 + \underline{\quad} + \underline{\quad} + \underline{\quad} + \underline{\quad} + \underline{\quad} = \underline{\quad}$
 $\underline{\quad} \times \underline{\quad} = \underline{\quad}$



How many blocks in these slabs of chocolate.

$\underline{\quad} \times \underline{\quad} = \underline{\quad}$
 $\underline{\quad} \times \underline{\quad} = \underline{\quad}$



Teacher: _____
 Sign: _____
 Date: _____





Talk about the clock.

Quarter past

Date: _____



The **short hand** just passed one.

The **long hand** stands on fifteen minutes.

We say it is **quarter past one**.

We mean it is a quarter of an hour
(15 minutes) after the 1st hour.



What is the time?



The **short hand** just passed _____.


The **long hand** stands on _____ minutes.

We say it is _____ **past** _____.




Draw the long hand and short hand.

Quarter past 8.



Quarter past 3.





Quarter to

Talk about the clock.



The short hand is just before three.

The long hand stands on forty five minutes.

We say it is quarter to three.

We mean it is a quarter of an hour (15 minutes) before the 3rd hour.



What is the time?



The short hand is just before _____.

The long hand stands on _____ minutes.

We say it is _____ to _____.




Draw the long hand and short hand.

Quarter to 4.



Quarter to 8.



Teacher:
Sign:
Date:

85b



Time passes

Term 3

2 hours 2 hours 1 hour

The sequence shows: 1. A clock at 8:00 and a teacher in a classroom. 2. A clock at 10:00 and the same classroom. 3. A clock at 12:00 and two girls talking. 4. A clock at 1:00 and a boy playing basketball. 5. A clock at 2:00 and a boy walking home.



How long did it take to complete the activity?


The grid contains four rows of activities, each with a clock on either side:

- Row 1: Sun icon, clock at 10:00, teacher in classroom, clock at 12:00, Sun icon.
- Row 2: Sun icon, clock at 12:00, two boys playing soccer, clock at 2:00, Sun icon.
- Row 3: Sun icon, clock at 12:00, girl reading, clock at 4:00, Sun icon.
- Row 4: Moon icon, clock at 8:00, boy sleeping, clock at 12:00, Sun icon.





Count the hours.



How many hours is it from 4 o'clock to 7 o'clock? _____

How many hours is it from 8 o'clock to 12 o'clock? _____

How many hours is it from 1 o'clock to 8 o'clock? _____

How many hours is it from 5 o'clock to 10 o'clock? _____

How many hours is it from 2 o'clock to 11 o'clock? _____



Draw a picture for.

Bongi went to her friend's house at 10 o'clock on Saturday morning. She came home at 3 o'clock in the afternoon. For how many hours was she away?

Blank space for drawing a picture.



John went fishing with his father. They left at 4 o'clock in the morning and got home at 10 o'clock at night. For how many hours were they away?

Blank space for drawing a picture.



Clipboard icon with fields for Teacher, Sign, and Date.



Date: _____



Double up

Look at the first and second picture. What happened?



Term 3





Add the dots and write a sum for each.





$$\square + \square = \square$$





$$\square + \square = \square$$



$$\square + \square = \square$$



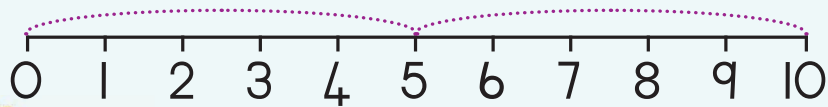
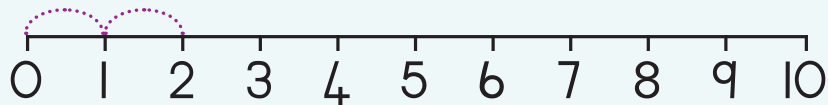
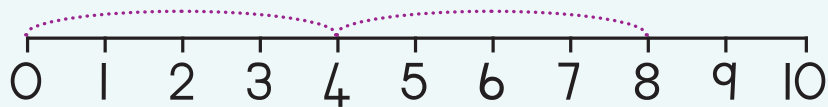
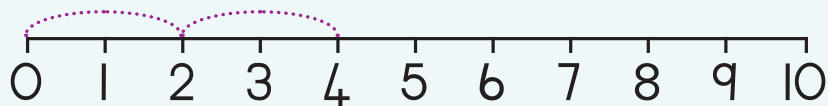
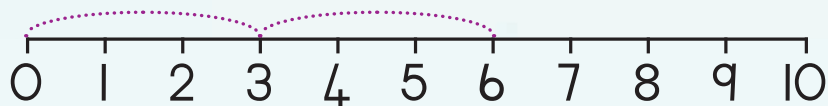
$$\square + \square = \square$$



$$\square + \square = \square$$



Use the number lines to write a sum.




$$\square + \square = \square$$

$$\square + \square = \square$$

$$\square + \square = \square$$

$$\square + \square = \square$$

$$\square + \square = \square$$



Double the following numbers.

Double 1

$$\square + \square = \square$$

Double 2

$$\square + \square = \square$$

Double 3

$$\square + \square = \square$$

Double 4

$$\square + \square = \square$$

Double 5

$$\square + \square = \square$$

$$2 \times \square = \square$$

$$2 \times \square = \square$$

$$2 \times \square = \square$$

$$2 \times \square = \square$$

$$2 \times \square = \square$$



2 4 6 8 10 12 14

Teacher: _____
Sign: _____
Date: _____



Date:

Doubling and halving

Look at the two pictures. Make your own story.



Count the objects and colour in half of them.

Count

Half is

Count

Half is



Complete the following and make a drawing.


Double 12 is

+




Complete.

14	8		16	
2		9		



Look at the two pictures. Make your own story.



There are 10 sweets in a bag.



Count the objects and colour in half of them.

Count

Half is

Count

Half is



Complete the following and make a drawing.

Double 16 is

+



Complete.

34			36	40
	22	19		

Teacher:

Sign:

Date:




Date: _____

More multiplication

Term 3

All these animals have 4 legs.

All these animals have 2 eyes.



What is the total number of feet in this picture?

What is the total number of ears in this picture?



Dogs

$$\boxed{} \times \boxed{} = \boxed{}$$

Number of dogs Feet per animal

$$\boxed{} \times \boxed{} = \boxed{}$$

Number of dogs Eyes per animal

Wild animals

$$\boxed{} \times \boxed{} = \boxed{}$$

Number of wild animals Legs per animal

$$\boxed{} \times \boxed{} = \boxed{}$$

Number of wild animals Ears per animal



Complete the following:

4	8	12							
40	36	32							



Complete the following:

$$5 \times \text{5 apples} = \boxed{} \text{ apples}$$

$$4 \times \text{4 bananas} = \boxed{} \text{ bananas}$$

$$6 \times \text{6 bananas} = \boxed{} \text{ bananas}$$

$$7 \times \text{4 apples} = \boxed{} \text{ apples}$$



Complete the following:



$$14 \times 4 = \square$$

$$\begin{array}{|c|c|} \hline 1 & 0 \\ \hline \end{array} \begin{array}{|c|} \hline 4 \\ \hline \end{array} \times 4$$

$$= \begin{array}{|c|c|} \hline 1 & 0 \\ \hline \end{array} + \begin{array}{|c|} \hline 4 \\ \hline \end{array} \times 4$$

$$= \begin{array}{|c|c|} \hline 1 & 0 \\ \hline \end{array} \times 4 + \begin{array}{|c|} \hline 4 \\ \hline \end{array} \times 4$$

$$= 40 + 16$$

$$= 56$$

$$15 \times 4 = \square$$

$$\begin{array}{|c|c|} \hline 1 & 0 \\ \hline \end{array} \begin{array}{|c|} \hline 5 \\ \hline \end{array} \times 4$$

$$= \square + \square \times \square$$

$$= \square \times \square + \square \times \square$$

$$= \square + \square$$

$$= \square$$



Two friends play with two tea sets. Afterwards they sort them. What do they need to have exactly the same of each?



Complete the following.

Share 19 marbles equally between 4 children.

Each get Left over

Share 22 pencils equally between 4 children.

Each get Left over



Draw pictures to show your answers.

Share 23 books between 4 children.

Each get Left over

Share 15 books between 4 children.

Each get Left over

Teacher:

Sign:

Date:


Number patterns

Date: _____

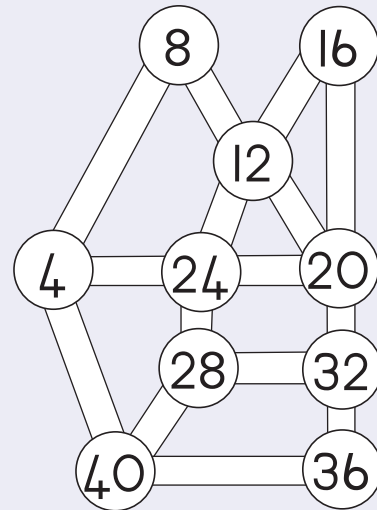
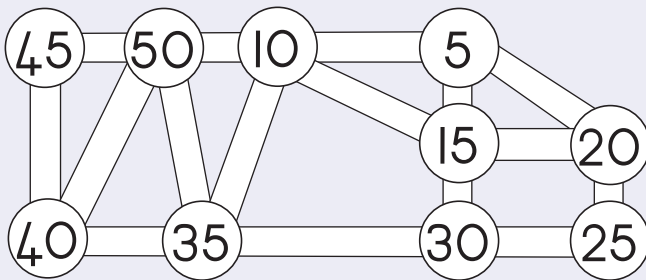
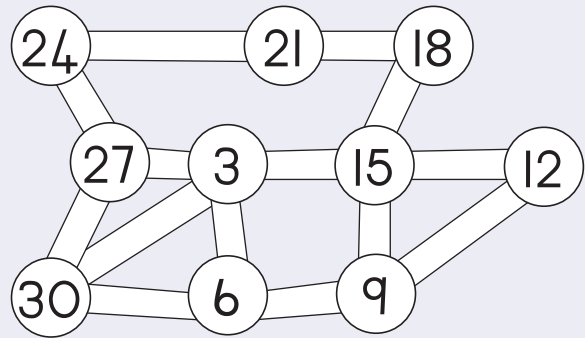
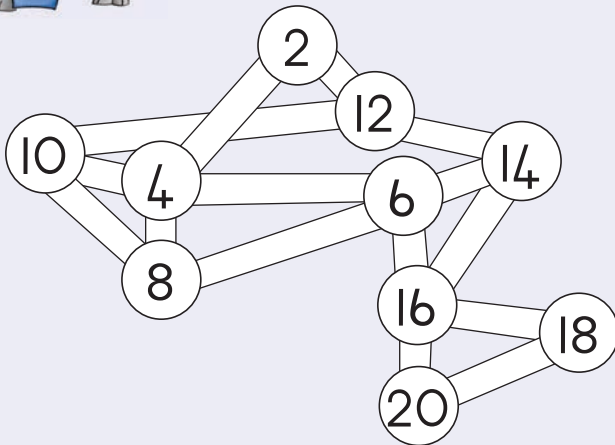
Term 3



What will the number on the next leaf be?



Identify the pattern. Draw the path, starting with the smallest number.





Draw the hands onto the clocks and complete the pattern of times.

4:20	4:25	: _	: _	: _
11:10	11:20	11:30	: _	: _
9:25	9:40	9:55	: _	: _
10:30	10:35	10:40	: _	: _
5:10	5:20	5:30	: _	: _



Teacher: _____

Sign: _____

Date: _____




Date:

Fractions – halves



Look at the picture. Colour the other halves the same colour.



Look at the picture. Tick the shapes that show halves.
Colour one half of each shape that is divided into halves.

 <input type="checkbox"/>	 <input type="checkbox"/>	 <input type="checkbox"/>	 <input type="checkbox"/>
 <input type="checkbox"/>	 <input type="checkbox"/>	 <input type="checkbox"/>	 <input type="checkbox"/>
 <input type="checkbox"/>	 <input type="checkbox"/>	 <input type="checkbox"/>	 <input type="checkbox"/>



Colour half of each shape.



Colour half of the animals in each block.



half half half half

Teacher: _____
 Sign: _____
 Date: _____






Date: _____

Fractions – more halves



Look at the picture. What does one half mean?



One half of the apples on the tree is .

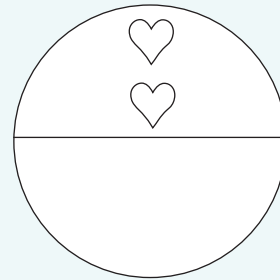
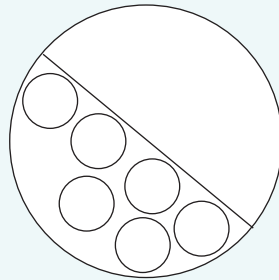
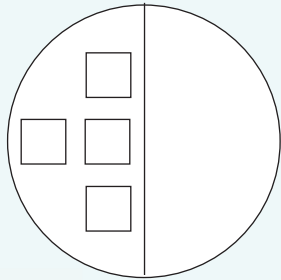

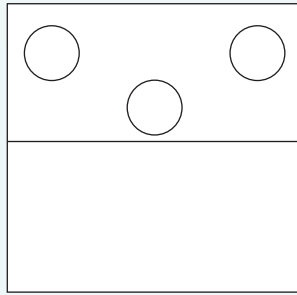
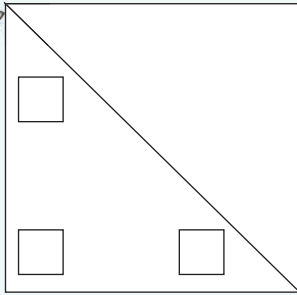


Colour in half the fruit in each group.
What is half the number of fruit in each group?

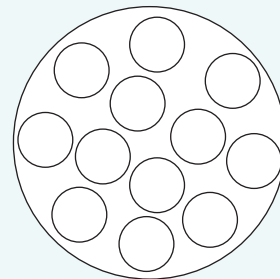
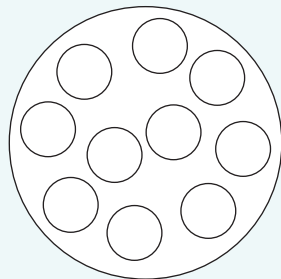
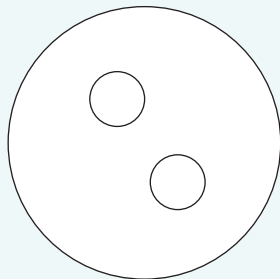
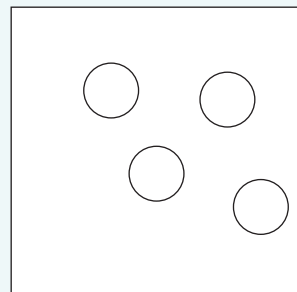
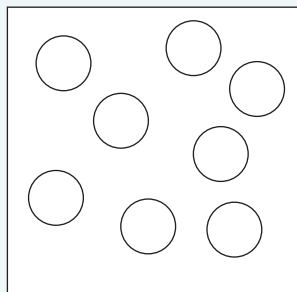
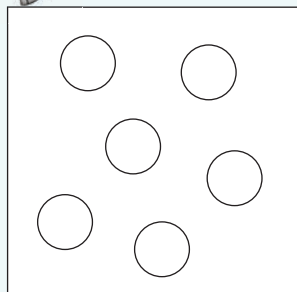
<input type="text"/> 	<input type="text"/> 	<input type="text"/>
 <input type="text"/>	 <input type="text"/>	 <input type="text"/>



Draw the other half.



Colour in half of the shapes.



half half half half



Teacher: _____
 Sign: _____
 Date: _____



Date: _____

Position and views

Term 3

Where is the bird standing? The words will help you.



Front view of building.




Side view of building.





Top view of building.



Where was this person standing when they saw this?










Write these words below the correct picture. What is the person seeing?

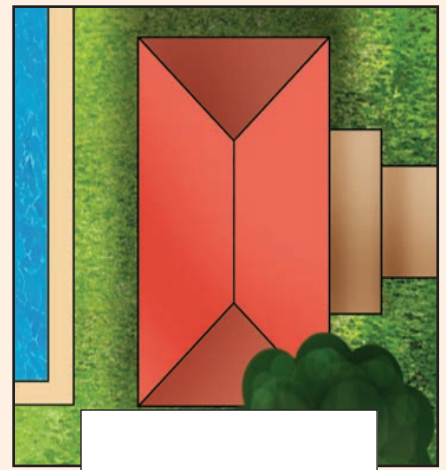
front view


top view

side view

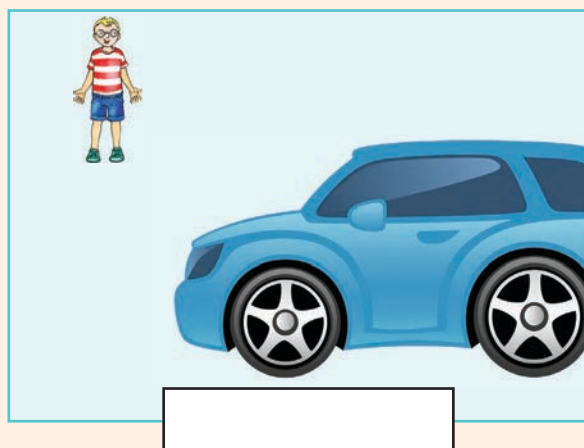

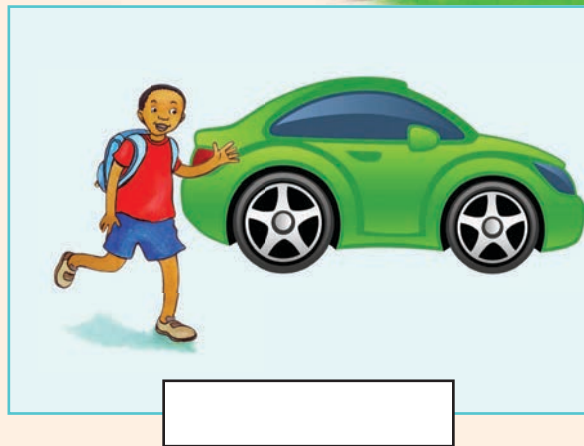
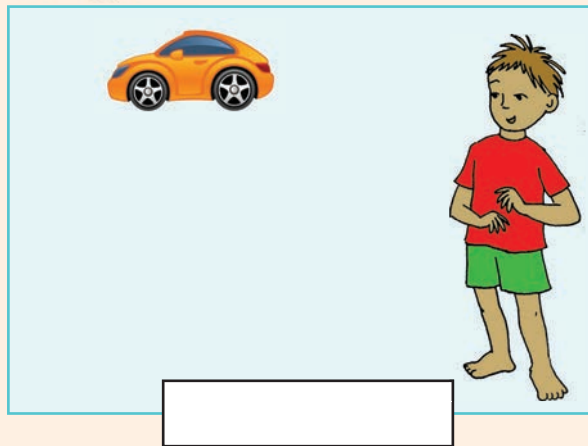




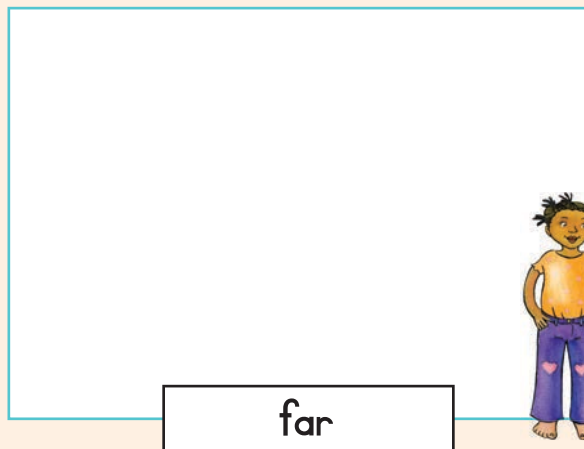




Say if the car is near or far from the boy.



Draw a tree near and far from the girl.



Teacher: _____
 Sign: _____
 Date: _____



Do this activity:

- Look at any two objects with both eyes. What do you see?
- Close the one eye with one hand and what do you see now?



Date: _____

More and more data

Term 3



Sort the fruit. Make your own drawing to show it.
Write the total in the box.









Through sorting I put the same fruit together.







Draw a pictograph of your sorted fruit.

KEY: 



Use the information in the pictograph above to complete the bar graph.

Answer the questions:
Which fruit do we have the most of?

Which fruit do we have the least of?



Teacher: _____
Sign: _____
Date: _____



Date: _____

Fractions – quarters




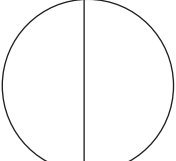
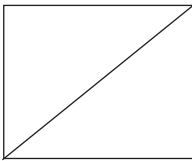
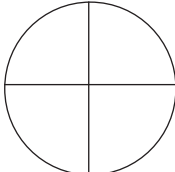
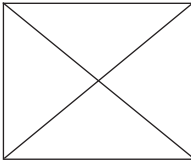

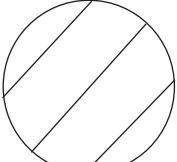

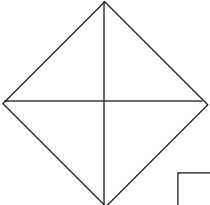
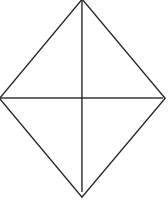
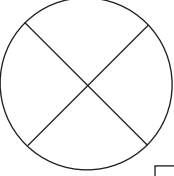
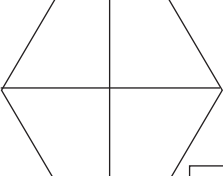
Colour the last quarter the same colour.

Term 3



Tick the shapes that show quarters.

Colour one quarter of each shape that is divided into quarters.

 <input type="checkbox"/>	 <input type="checkbox"/>	 <input type="checkbox"/>	 <input type="checkbox"/>
 <input type="checkbox"/>	 <input type="checkbox"/>	 <input type="checkbox"/>	 <input type="checkbox"/>
 <input type="checkbox"/>	 <input type="checkbox"/>	 <input type="checkbox"/>	 <input type="checkbox"/>



Colour in one quarter of each shape.



Colour in one quarter of each group of animals.



quarter quarter

Teacher: _____
 Sign: _____
 Date: _____





Date: _____

Fractions – more quarters

Colour the last quarter the same colour.



Answer the following:

one quarter of the pears on the tree is _____.


one quarter of the apples on the tree is _____.

one quarter of the oranges on the tree is _____.

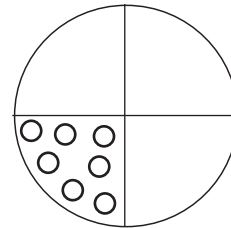
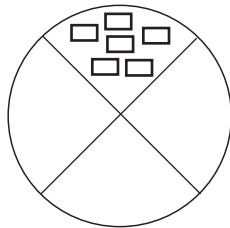


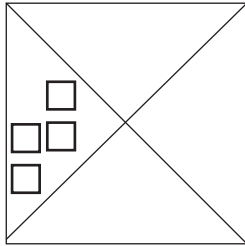
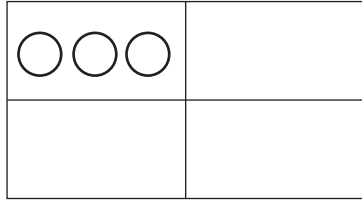


Colour in a quarter of the fruit in each group. What is a quarter of the number of the fruit in each group?

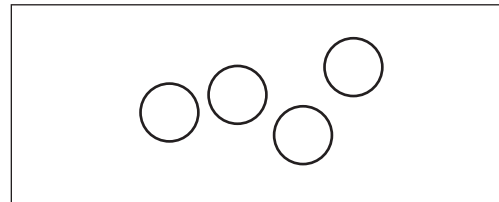
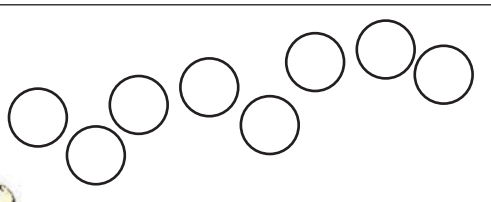
 <input type="text"/>	 <input type="text"/>	 <input type="text"/>
 <input type="text"/>	 <input type="text"/>	 <input type="text"/>



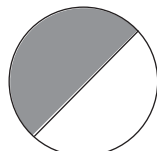
Draw more shapes to make each quarter equal.



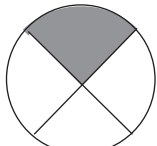

Show one quarter of the shapes.



Which is bigger? Tick the correct answer.



one half



one quarter



quarter quarters

Teacher: _____
 Sign: _____
 Date: _____



Geometric patterns

Term 3



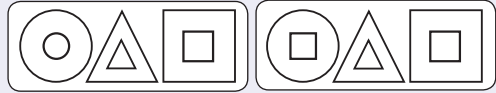
Match the pattern.




Copy the following pattern.



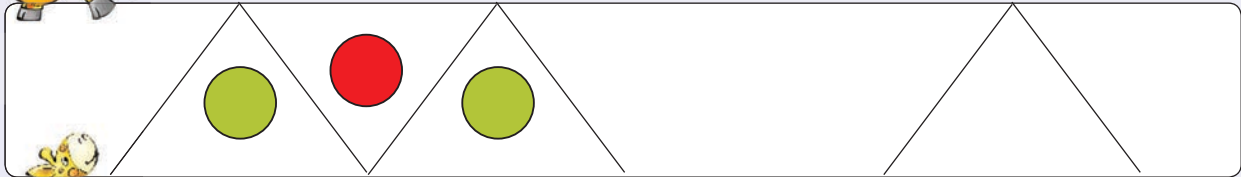
Colour the pattern that comes next.



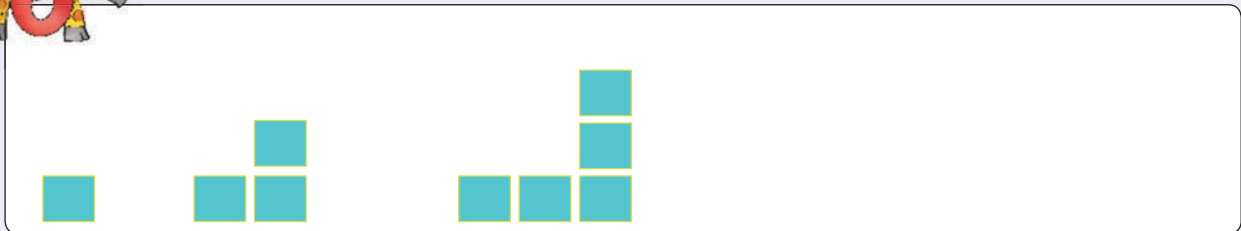
Draw the next pattern.



Extend the pattern.



Draw the next pattern.



Draw your own pattern.




Teacher: _____
 Sign: _____
 Date: _____




Date: _____


Data sorting


Term 3





Sort the weather objects. Make your own drawing.
Write the total in the box.


[Blank box for drawing and counting]


[Blank box for drawing and counting]


[Blank box for drawing and counting]







[Blank box for drawing and counting]


[Blank box for drawing and counting]



Draw a pictograph of your sorted weather conditions.

KEY: 



Use the pictograph above to complete the bar graph below. Then answer the following questions.

Did we have more sunny or more cloudy days?

What season do you think is it?

Why?

Will this be the same in all the provinces?





Date: _____

Numbers 150 to 180

Colour in 172 circles.

1	0	0
7	0	
2		

Term 4



Write a number sentence for:

100	50	8
$100 + 50 + 8$		
$= 158$		

100	50	9
$=$		

100	70	2
$=$		

100	50
$=$	

100	60	7
$=$		

100	5
$=$	



Which numbers come between:

150 and 158


172 and 177

180 and 175

160 and 155

165 and 160



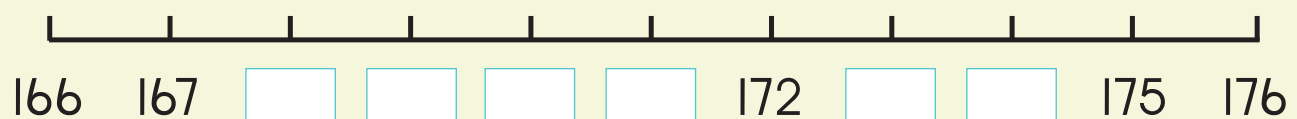
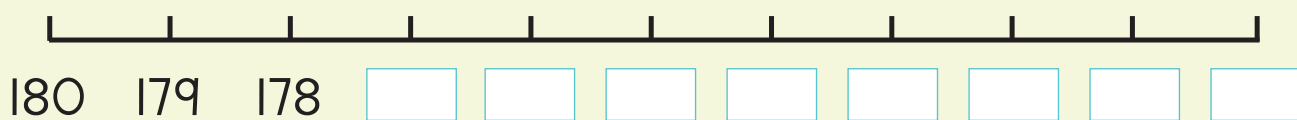
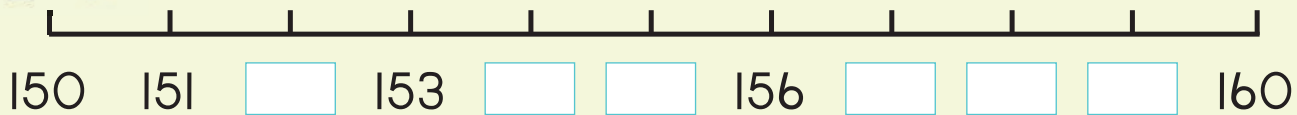


Write down two numbers smaller and two numbers bigger than the given number.

Smaller	Number	Bigger
	157	
	165	
	178	
	161	
	174	



Complete these number lines.



Cut three numbers between 150 and 180 from a magazine or newspaper. Paste them here from biggest to smallest.



Teacher: _____

Sign: _____

Date: _____



Date: _____

Numbers 170 to 200

Colour in 199 circles.




○ ○ ○ ○ ○ ○ ○ ○ ○ ○	○ ○ ○ ○ ○ ○ ○ ○ ○ ○	1	0	0
○ ○ ○ ○ ○ ○ ○ ○ ○ ○	○ ○ ○ ○ ○ ○ ○ ○ ○ ○	9	0	
○ ○ ○ ○ ○ ○ ○ ○ ○ ○	○ ○ ○ ○ ○ ○ ○ ○ ○ ○		9	
○ ○ ○ ○ ○ ○ ○ ○ ○ ○	○ ○ ○ ○ ○ ○ ○ ○ ○ ○			
○ ○ ○ ○ ○ ○ ○ ○ ○ ○	○ ○ ○ ○ ○ ○ ○ ○ ○ ○			
○ ○ ○ ○ ○ ○ ○ ○ ○ ○	○ ○ ○ ○ ○ ○ ○ ○ ○ ○			
○ ○ ○ ○ ○ ○ ○ ○ ○ ○	○ ○ ○ ○ ○ ○ ○ ○ ○ ○			
○ ○ ○ ○ ○ ○ ○ ○ ○ ○	○ ○ ○ ○ ○ ○ ○ ○ ○ ○			
○ ○ ○ ○ ○ ○ ○ ○ ○ ○	○ ○ ○ ○ ○ ○ ○ ○ ○ ○			
○ ○ ○ ○ ○ ○ ○ ○ ○ ○	○ ○ ○ ○ ○ ○ ○ ○ ○ ○			
○ ○ ○ ○ ○ ○ ○ ○ ○ ○	○ ○ ○ ○ ○ ○ ○ ○ ○ ○			

Term 4



Write a number sentence for:

$\begin{array}{r} 100 \\ 70 \\ 7 \\ \hline 177 \end{array}$ 	$\begin{array}{r} 100 \\ 90 \\ 3 \\ \hline \end{array}$	$\begin{array}{r} 100 \\ 80 \\ 1 \\ \hline \end{array}$
$\begin{array}{r} 100 \\ 90 \\ 5 \\ \hline \end{array}$	$\begin{array}{r} 100 \\ 90 \\ 9 \\ \hline \end{array}$	$\begin{array}{r} 100 \\ 70 \\ 9 \\ \hline \end{array}$



Which numbers come between:

- 170 and 175 _____
- 198 and 195 _____
- 180 and 175 _____
- 168 and 173 _____
- 200 and 196 _____



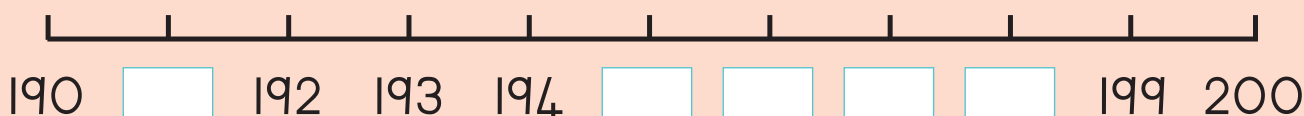
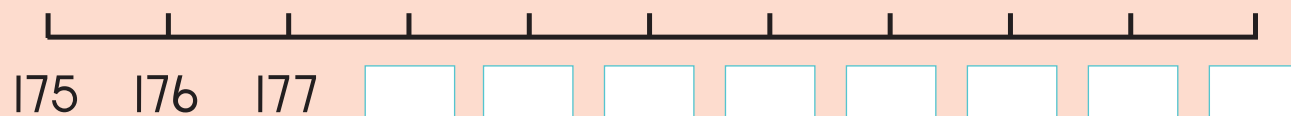
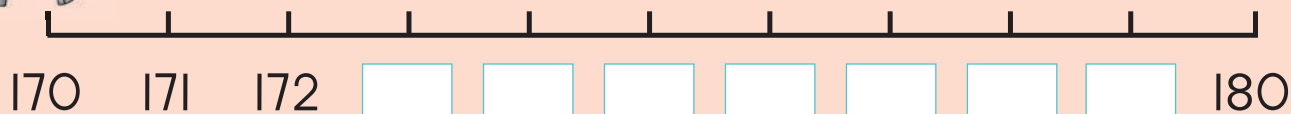


Give two numbers smaller and two numbers bigger than the given number.

Smaller	Number	Bigger
	170	
	198	
	185	
	174	
	181	



Complete the number lines.



Cut three numbers between 170 and 200 from a magazine or newspaper. Paste them here from biggest to smallest.



Teacher: _____

Sign: _____

Date: _____

qq

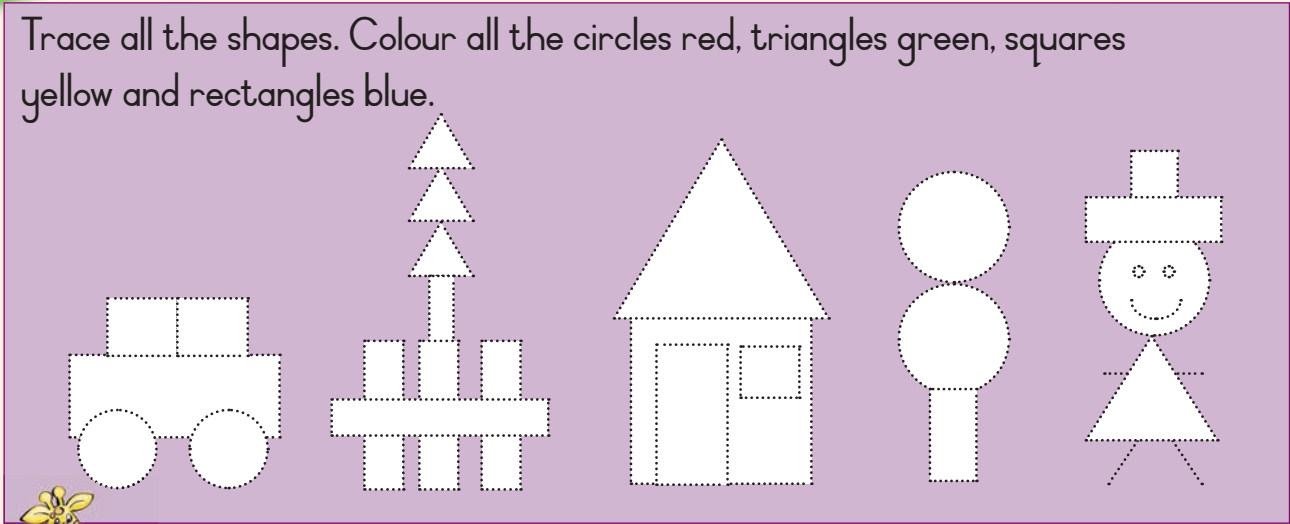


Date: _____

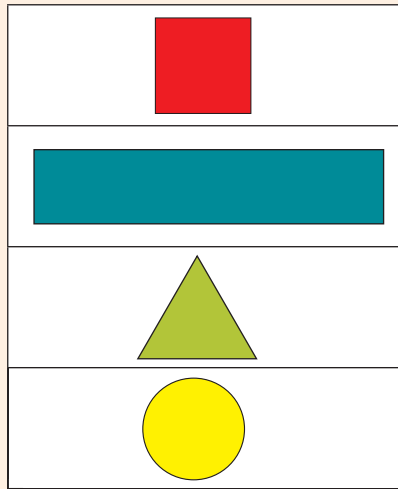
2-D shapes

Term 4

Trace all the shapes. Colour all the circles red, triangles green, squares yellow and rectangles blue.



Fit the word with the shape.



triangle
circle
square
rectangle

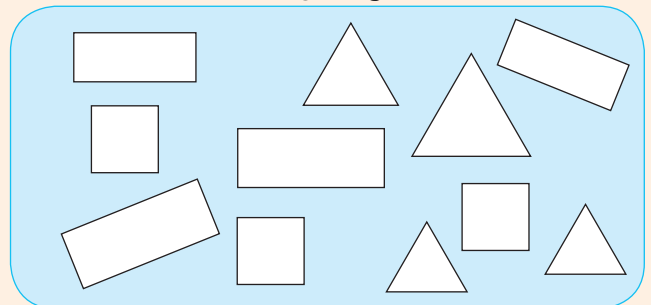
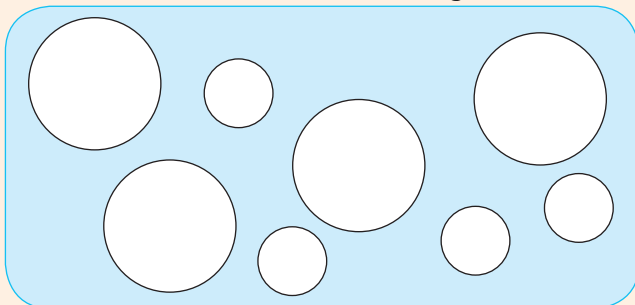



Colour:

- Big circles red
- Small circles yellow

Colour:

- Big rectangles red
- Small rectangles yellow





Colour the shapes that match the first shape in the row.

Four rows of shape matching exercises. Each row starts with a purple rounded rectangle containing a white shape, followed by a yellow rounded rectangle containing five white shapes of the same type.

- Row 1: Purple box with a right-pointing triangle. Yellow box with five triangles: left-pointing, inverted, upright, right-pointing, and right-angled.
- Row 2: Purple box with a diamond. Yellow box with five squares: upright, rotated 45 degrees, rotated 90 degrees, rotated 135 degrees, and upright.
- Row 3: Purple box with a horizontal rectangle. Yellow box with five rectangles: rotated 30 degrees, rotated 60 degrees, upright, rotated 120 degrees, and horizontal.
- Row 4: Purple box with a circle. Yellow box with five circles of varying sizes.



Draw your own picture using only squares, rectangles, triangles and circles.

A large white rounded rectangle for drawing a picture using basic shapes.

Cut out from old paper and make your own picture using squares, rectangles, circles and triangles.

A large light blue rounded rectangle for cutting out shapes from old paper to make a picture.



Teacher's clipboard with fields for Sign: and Date:.

100



Date: _____

Numbers 0 to 200

How many different numbers can you make?



Term 4

1 0 0	4 0	2
9	5 0	1 0 0
2 0	1	7 0
		8



Complete the following.

<p>1 0 0 4 0 9</p> $100 + 40 + 9 = \square$	<p>1 0 0 7 0 3</p> $100 + 70 + 3 = \square$	<p>1 0 0 2 0 8</p> $100 + 20 + 8 = \square$
<p>1 0 0 1 0 7</p> $100 + 10 + 7 = \square$	<p>1 0 0 9 0 2</p> $100 + 90 + 2 = \square$	



Fill in the empty boxes using hundreds, tens and units to complete the sums.

181 =	<input type="text"/>	+	<input type="text"/>	+	<input type="text"/>
144 =	<input type="text"/>	+	<input type="text"/>	+	<input type="text"/>
135 =	<input type="text"/>	+	<input type="text"/>	+	<input type="text"/>
156 =	<input type="text"/>	+	<input type="text"/>	+	<input type="text"/>
169 =	<input type="text"/>	+	<input type="text"/>	+	<input type="text"/>





Add the following:

$60 + 4 = \square$

$100 + 20 + 3 = \square$

$90 + 8 = \square$

$100 + 40 + 9 = \square$

$40 + 7 = \square$

$100 + 70 + 8 = \square$

$30 + 6 = \square$

$100 + 60 + 1 = \square$

$50 + 2 = \square$

$100 + 50 + 5 = \square$

Fill in the missing number:

$70 + \square = 71$

$100 + \square + 3 = 153$

$30 + \square = 38$

$100 + \square + 9 = 169$

$60 + \square = 69$

$\square + 70 + 8 = 178$

$20 + \square = 24$

$100 + \square + 1 = 191$

$80 + \square = 85$

$100 + 50 + \square = 157$



Make your own sums using hundreds, tens and units.

$\square + \square + \square = \square$

$\square + \square + \square = \square$



What number is the biggest (B)?

What number is the smallest (S)?

5	0	9
1	0	0

1	0	0
9	4	0

4	5	0
1	0	0

Teacher: _____
 Sign: _____
 Date: _____



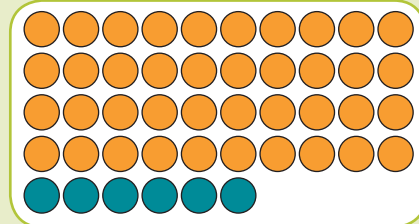
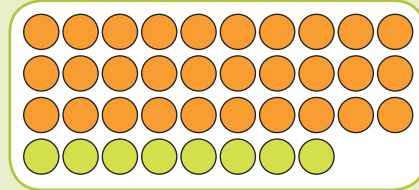
Date:

Addition and subtraction

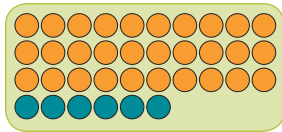
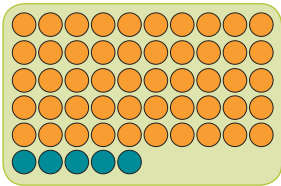
Look at the number board and beads. Talk about it.

Term 4

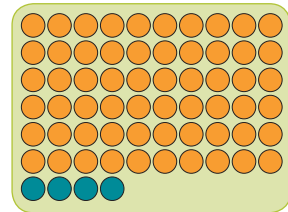

1	2	3	4	5	6	7	8	9	10
11	12	13	14	15	16	17	18	19	20
21	22	23	24	25	26	27	28	29	30
31	32	33	34	35	36	37	38	39	40
41	42	43	44	45	46	47	48	49	50
51	52	53	54	55	56	57	58	59	60
61	62	63	64	65	66	67	68	69	70
71	72	73	74	75	76	77	78	79	80
81	82	83	84	85	86	87	88	89	90
91	92	93	94	95	96	97	98	99	100



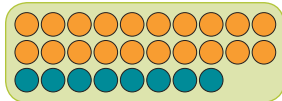
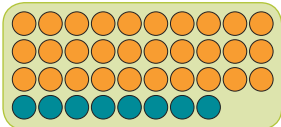
Add or subtract the beads.



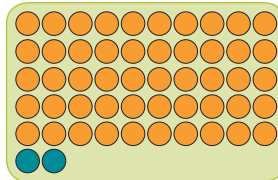
$$\begin{aligned}
 & \boxed{50} \quad \boxed{5} - \boxed{30} \quad \boxed{6} \\
 = & \boxed{40} + \boxed{15} - \boxed{30} - \boxed{6} \\
 = & \boxed{10} + \boxed{9} \\
 = & \boxed{19}
 \end{aligned}$$




$$\begin{aligned}
 & \boxed{} \quad \boxed{} - \boxed{} \quad \boxed{} \\
 = & \boxed{} + \boxed{} - \boxed{} - \boxed{} \\
 = & \boxed{} + \boxed{} \\
 = & \boxed{}
 \end{aligned}$$



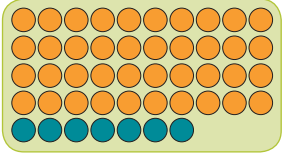
$$\begin{aligned}
 & \boxed{} \quad \boxed{} + \boxed{} \quad \boxed{} \\
 = & \boxed{} + \boxed{} + \boxed{} \\
 = & \boxed{} + \boxed{} + \boxed{} + \boxed{} \\
 = & \boxed{} + \boxed{} \\
 = & \boxed{}
 \end{aligned}$$



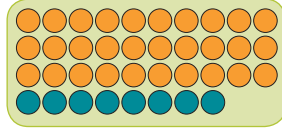
$$\begin{aligned}
 & \boxed{} \quad \boxed{} + \boxed{} \quad \boxed{} \\
 = & \boxed{} + \boxed{} + \boxed{} \\
 = & \boxed{} + \boxed{} \\
 = & \boxed{}
 \end{aligned}$$



Estimate and then calculate.




+

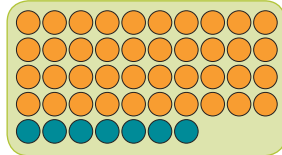


Estimate

Calculate



+



Estimate

Calculate



Calculate using your own method.

$53 + 39$

$92 - 48$



Add 39 and 29.

Subtract 45 from 74.

What is 43 less 19?

What is 82 take away 69?





Date:

Addition and subtraction again

Look at the abacuses on the left and right. What do you see?

Term 4



2 0

8

=

6 0


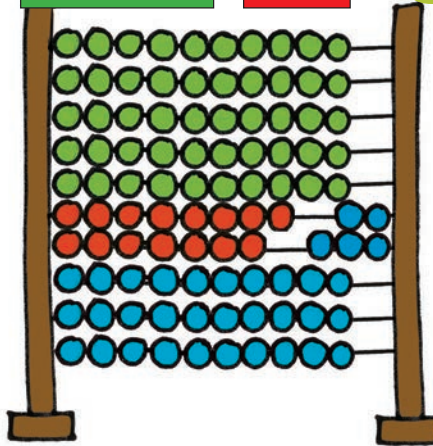
5

3 0

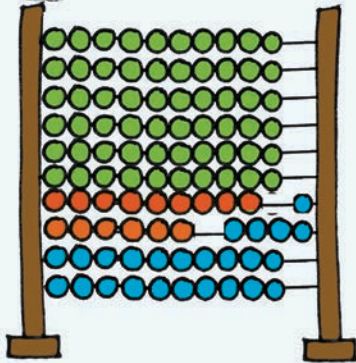
7

Add the two numbers.

It equals to?

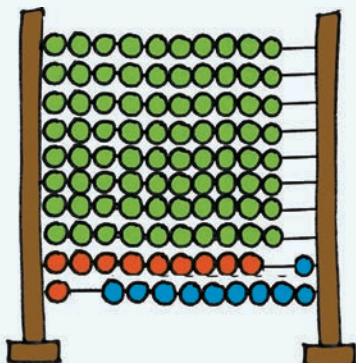


Write an addition and subtraction sum. Calculate it.




Addition sum

Subtraction sum

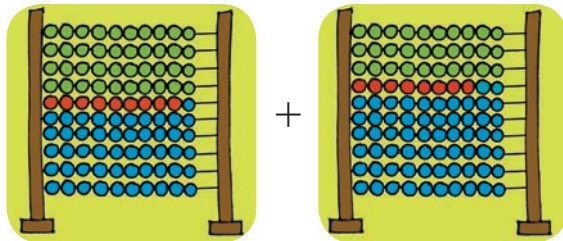


Addition sum

Subtraction sum

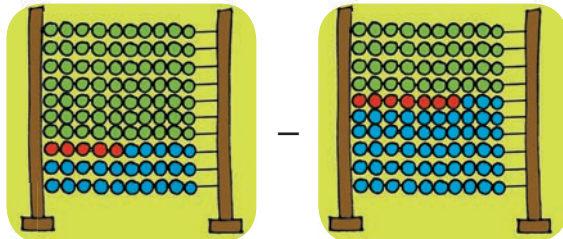


Estimate and then calculate.



Estimate

Calculate



Estimate

Calculate



Calculate using your own method.

$58 + 35$

$34 - 26$



What is 74 and 19 ?

The sum of 46 and 27 .

Take away 34 from 72 .

The difference between 81 and 36 .

Teacher:

Sign:

Date:

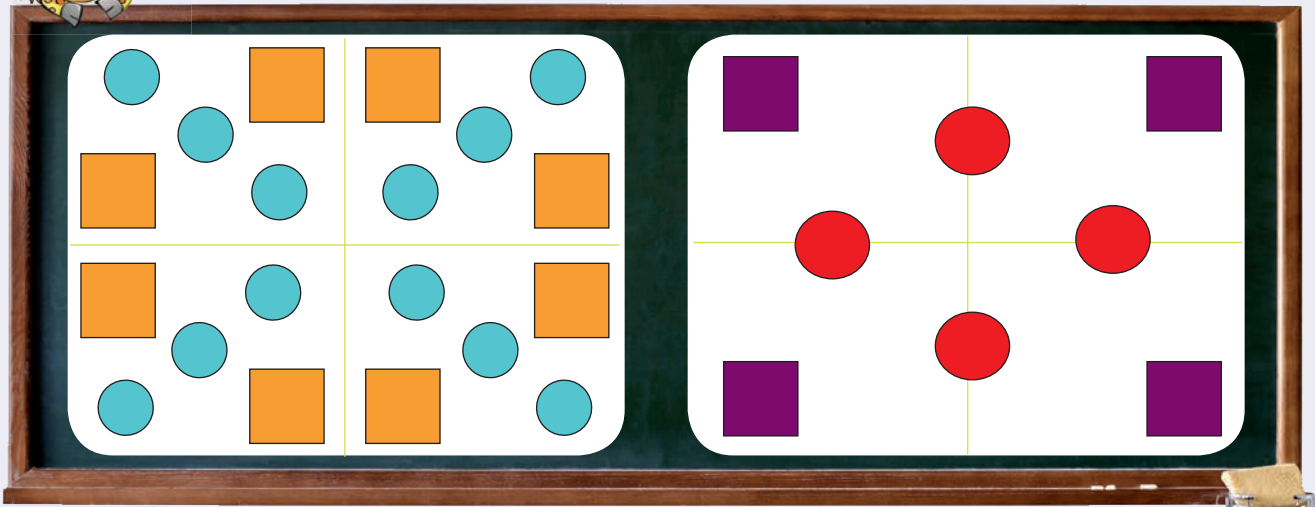


Shape patterns

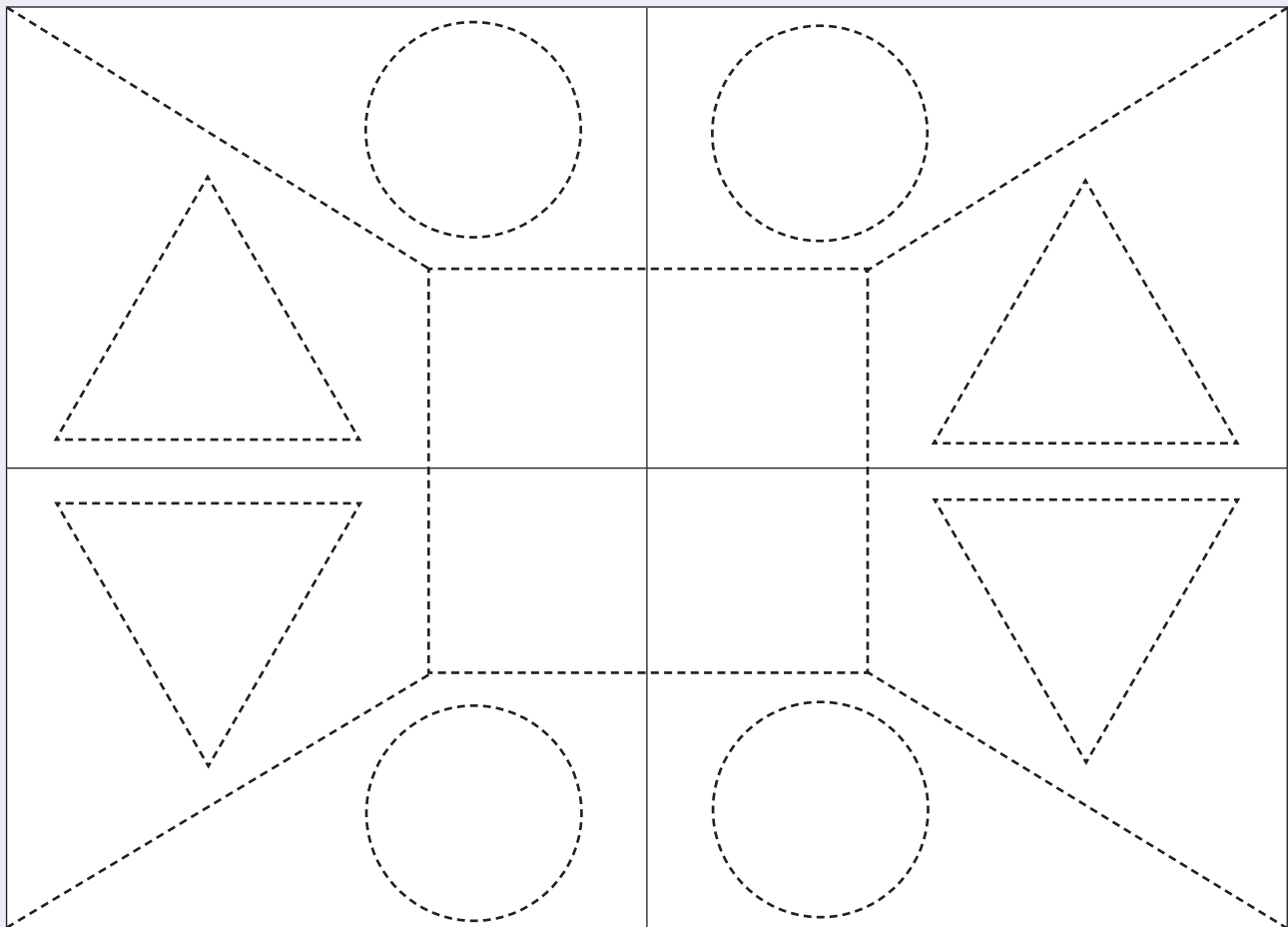
Describe the pattern.

Date: _____

Term 4



Trace the pattern and then colour it.





Trace the pattern and then colour it.



Create your own pattern using shapes.



Teacher: _____

Sign: _____

Date: _____

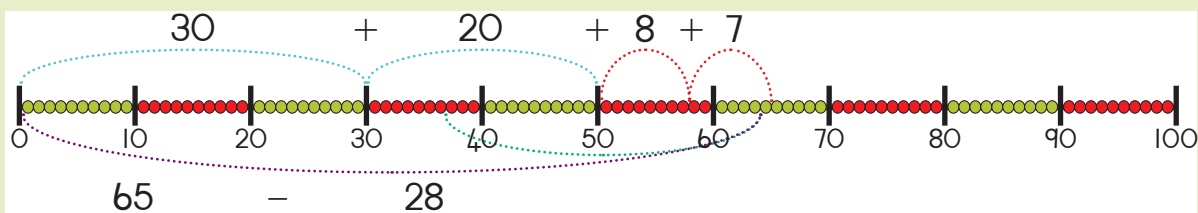
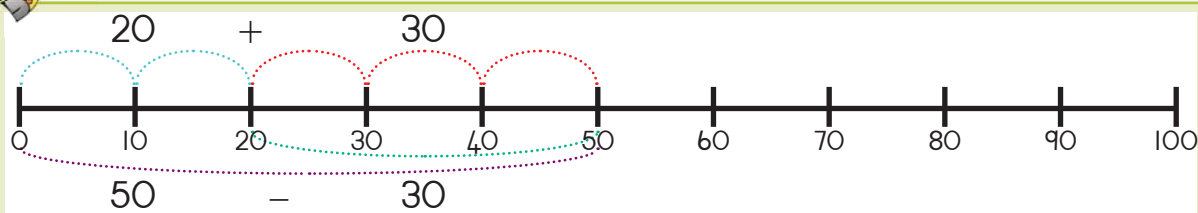


Date:

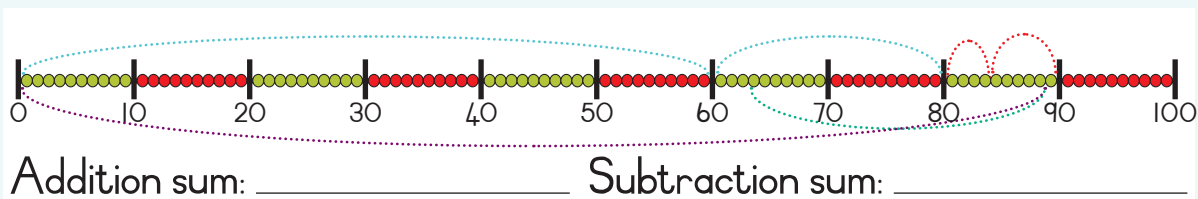
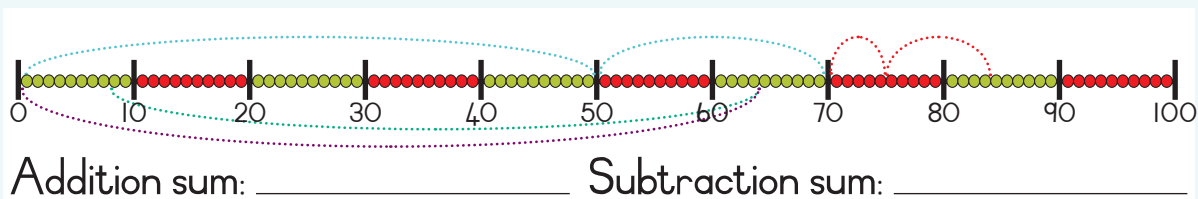
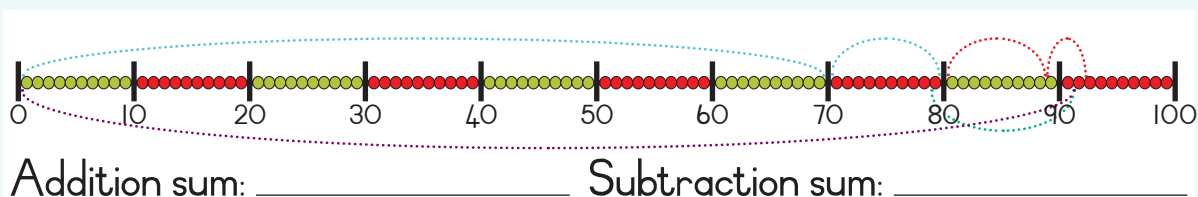
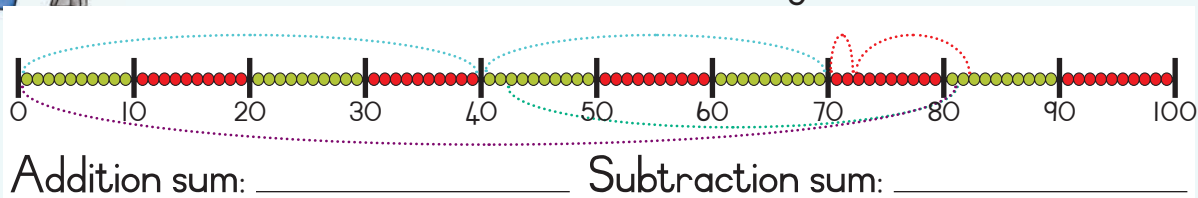
More addition and subtraction




Look at the number lines. Talk about them.

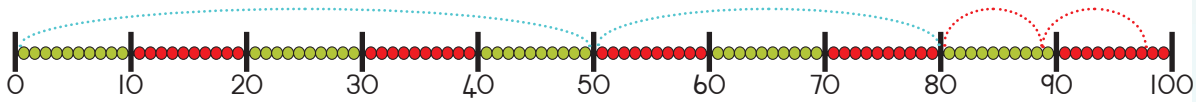


Write an addition and subtraction sum using the number line.



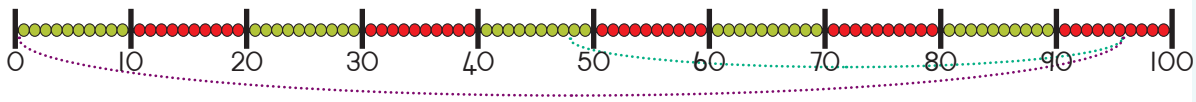


Estimate and then calculate the number of beads.



Estimate: _____

Calculate: _____



Estimate: _____

Calculate: _____



Calculate using your own method.

$$74 + 18$$

$$72 - 43$$



What is 82 and 9?

The sum of 79 and 13.

Take away 44 from 52. The difference between 98 and 59.





Date:

Even more addition and subtraction

Make the sides equal.

$10 + 4 + 5$

$9 + \square + \square$

$90 - 50$

$\square - 20$



Term 4



Complete the following.

1 more	
6	7
5	
3	
9	
2	
7	
4	
8	

1 less	
4	3
8	
10	
9	
2	
7	
6	
3	

10 more	
40	50
10	
60	
70	
20	
80	
30	
100	

10 less	
40	30
150	
20	
110	
200	
60	
180	
70	



Complete the following diagrams.

25

□

199

□

37

□

89

□

175

□

163

□



Make 5 sums using these numbers and symbols.

You can use the same numbers twice.

9 0

−

2 0

+

5



1 0 0

4

3

3 0

Look at the numbers and make as many addition or subtraction sums that has an answer written on the board, e.g. $3 + 4 = 7$.



What is addition?

2 6 5 7
4 7 3 8
9



What is subtraction?

4
5 9 7
6 2 8 10
3



Calculate the following using your own method.
Show all your calculations.

$$48 + 36$$

$$85 - 59$$



Solve the word sum. Make a drawing to show your answer.

I saved R42 and my father gave me R29. How much money do I have?

I have R78 and I bought stationary for R34. How much money do I have left?



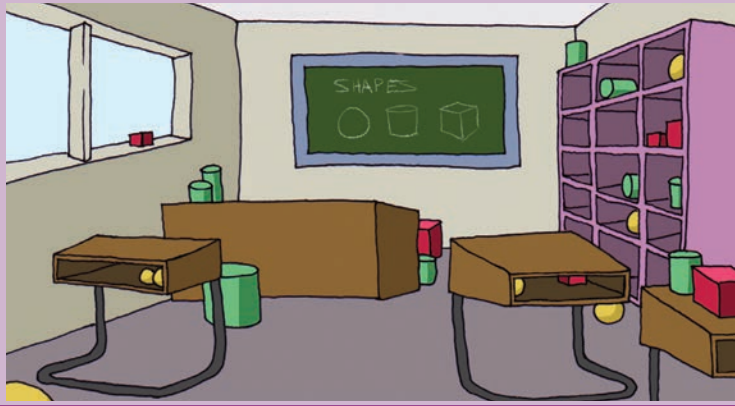


3-D objects

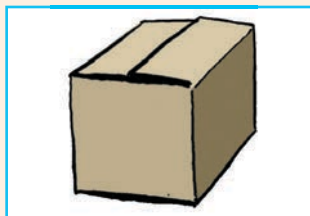

Date: _____

Term 4

Where are the boxes, balls and cylinders?



Say if it is a box, ball or a cylinder.




Find pictures of the following and paste it here.

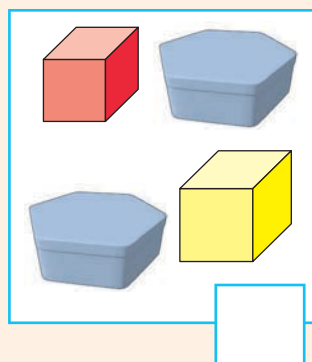
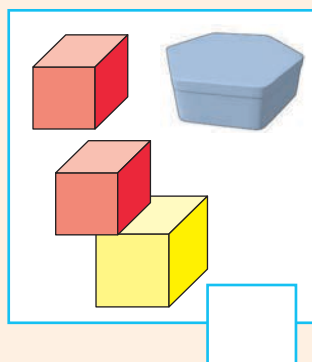
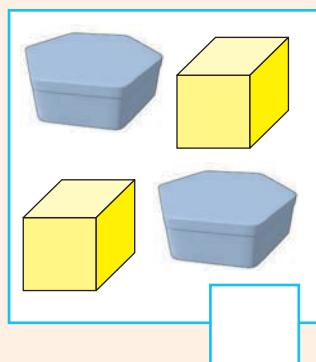
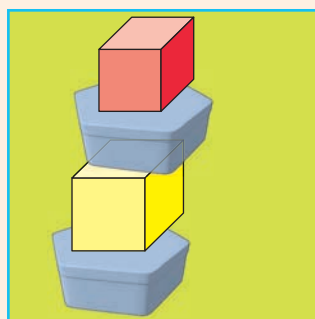
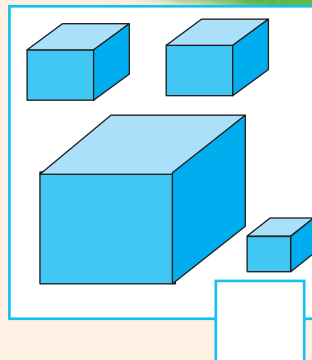
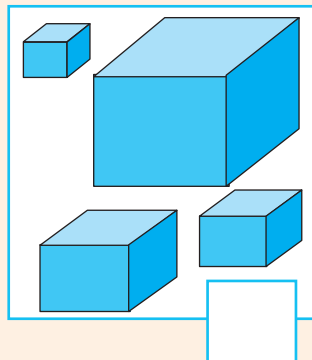
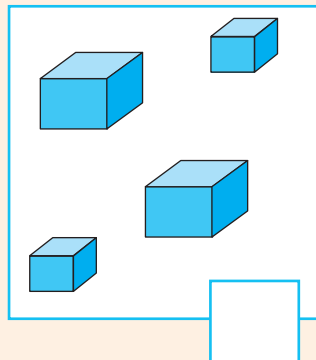
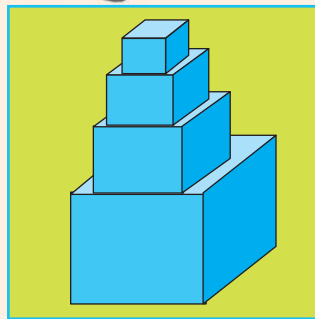
Ball

Box


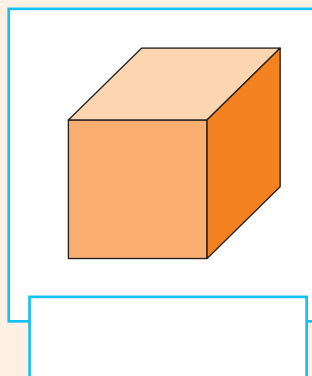
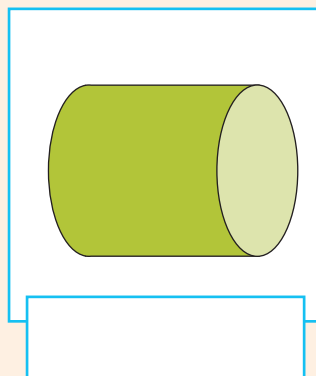
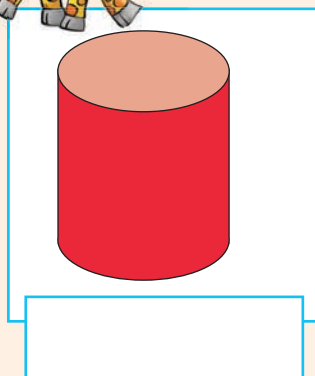
Cylinder



Tick the correct set of objects you used to build the tower on the left.



Say if the following will roll or slide.



In your house or any place around your house what looks like a:

- Cylinder
- Ball
- Box

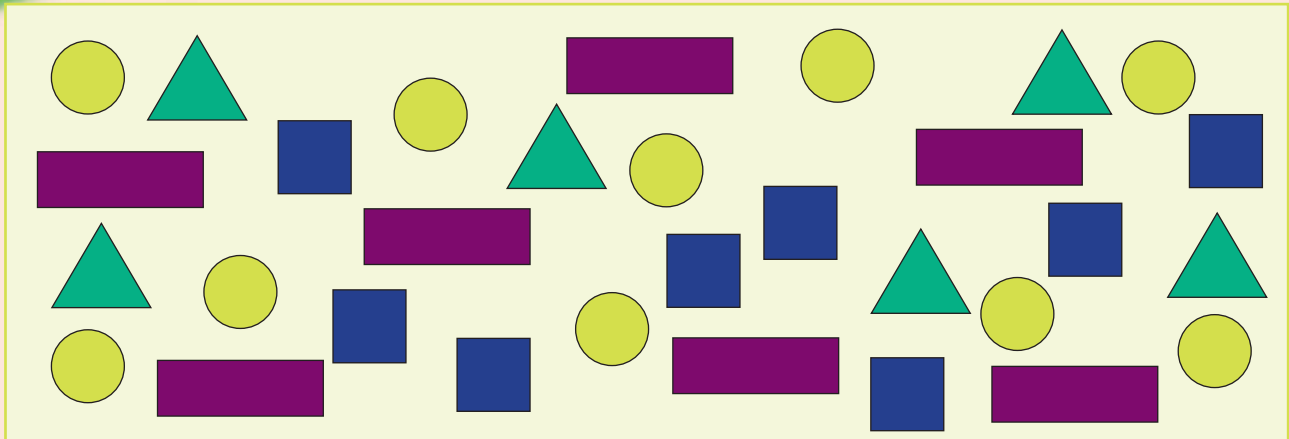
Teacher: _____
 Sign: _____
 Date: _____



Date: _____

Even more data

Term 4



Sort the shapes. Make your own drawing. Write the total in the box.



Blank box for drawing and counting yellow circles.

Small box for writing the total count of yellow circles.



Blank box for drawing and counting blue squares.

Small box for writing the total count of blue squares.




Blank box for drawing and counting green triangles.

Small box for writing the total count of green triangles.



Blank box for drawing and counting purple rectangles.

Small box for writing the total count of purple rectangles.



Draw a pictograph of your sorted shapes.

KEY: ○

○	■	▭	▲



Colour the blocks to complete your bar graph.

○	■	▭	▲

How many circles are there?

How many squares are there?

How many rectangles are there?

How many triangles are there?





Date: _____

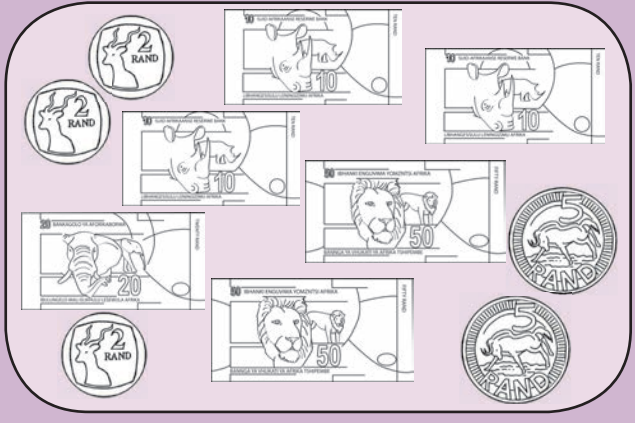
Calculating money

Term 4

Colour the coins that will make 95c.



Colour the money that will make R99.



Colour the coins that will give you. Is this the only combination?

		Yes	No
75c			
85c			
90c			



Colour the coins and notes that will give you the following:
Is this the only combination?

		Yes	No
R87			
R75			
R94			



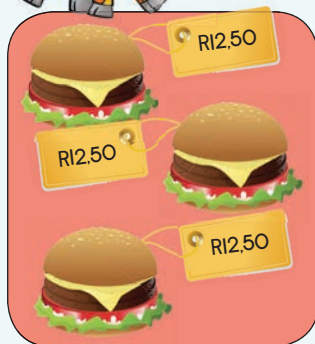
Sipho bought two hamburgers. Each hamburger cost R12,50. How much did he pay? Sketch the correct notes and coins to show your answer. Also write it as an addition sum.



Number sentence:
 $R12,50 + R12,50 =$



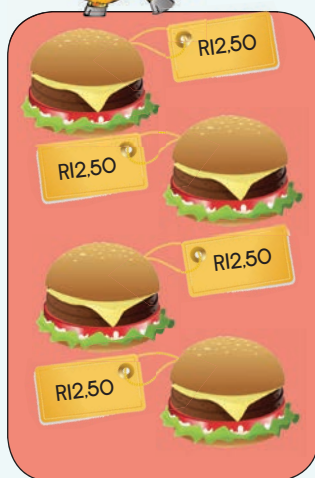
What if Sipho buys three hamburgers?



	○	○	Number sentence:
	○	○	
	○	○	



What if Sipho buys four hamburgers?



	○	○	Number sentence:
	○	○	
	○	○	
	○	○	



How many hamburgers can Sipho buy for R87,50. Make a similar drawing like the ones above to help you to solve the problem. Use a separate sheet of paper.

Teacher:

Sign:

Date:



Date:

Solve money problems

Term 4

What will I get if I sell 10 chocolates? Look at the pictures and continue the pattern?

1 chocolate



2 chocolates




3 chocolates



4 chocolates




Sheila sells hot dogs at R4 each. Complete the table to help her to find the amount for large orders.

Number of hotdogs	1	2	3	4	5	6	7	8	9	10
Coins										
Cost in Rand	R4									



What if Sheila ask R5 per hot dog?

Number of hotdogs	1	2	3	4	5	6	7	8	9	10
Coins										
Cost in Rand	R5									





Sello babysits. He charges R5 per hour. Complete this table.

Number of hours	1	2	3	4	5	6	7	8	9	10
Cost in Rand										



Sello decides to double his cost per hour. Show it now in the table.

Number of hours	1	2	3	4	5	6	7	8	9	10
Cost in Rand	10	20								



Draw a picture to show Sello's cost for 8 babysitting hours at R5 per hour.



You want to buy 10 muffins. Each muffin costs R10. How much will you pay for 1, 2, 3, 4, 5, 6, 7, 8, 9 or 10 muffins. Show it in a table on a separate sheet of paper.





Date: _____

Grouping and sharing

How many blocks are in each circle? Share them between the children.

Term 4





How many blocks are in each circle? Write the total in the blue circle. Write a multiplication sum for each.

--	--	--

× =

--	--

× =

--	--	--	--

× =




Share the blocks between the circles. Write a division sum for each.

<input type="text"/>	<input type="text"/>
----------------------	----------------------

÷ =

<input type="text"/>	<input type="text"/>	<input type="text"/>
----------------------	----------------------	----------------------

÷ =



Draw the following. Write a sum for each.

3 groups of 2

+ Plus sum:

× Times sum:

4 groups of 10

+ Plus sum:

× Times sum:

Share 12 counters between 4.

− Minus sum:

÷ Division sum:

Share 36 counters between 3.

− Minus sum:

÷ Division sum:

Calculate.



2 groups of 7 _____ 3 groups of 8 _____

4 groups of 5 _____ 2 groups of 15 _____

Share 18 by 2 _____ Share 24 by 3 _____

Share 35 by 5 _____ Share 50 by 10 _____



double share





Date: _____

Even more capacity

Term 4

Look at the pictures. What are the children doing?



Colour in up to where the spoons fill the jug with liquid. We have done the first one for you.

What will happen if you pour 6 cups in the measuring jug?




How many cups of water do you need to fill the following jugs?

2 jugs _____ 3 jugs _____


4 jugs _____ 5 jugs _____





How many cups more do you need to fill the measuring jug or jugs?

2



Find pictures of containers that equal 1 litre, 2 litres and 5 litres. Paste them here or in an exercise book. Paste them from the containers that holds the most to the container that holds the least.

Large empty rectangular box for pasting container images.



Clipboard icon with fields for Teacher, Sign, and Date.



Date: _____

Number patterns



Place the cards in order. First from big to small, then small to big.

5	3	8	1	9	7	6	2	4
---	---	---	---	---	---	---	---	---

61	66	64	69	62	68	67	63	65
----	----	----	----	----	----	----	----	----

136	132	140	138	131	135	133	137	134	139
-----	-----	-----	-----	-----	-----	-----	-----	-----	-----



Fill in the missing numbers.

Number patterns using various shapes:

- Squares:** 103, 104, [], [], [], 108, [], [], [], []
- Circles:** [], 142, 144, [], [], 150, [], [], [], []
- Triangles:** [], [], [], 103, 106, 109, [], [], [], []
- Stars:** 124, 128, 132, [], [], [], [], []
- Diamonds:** [], [], [], 95, [], 105, [], 115, [], []





Complete the following counting backwards.

128	126	124			118				
160	157	154							
200	195	190							



Complete the following by extending the pattern.

100, 102, 104, _____, _____, _____, _____, _____




160, 155, 150, _____, _____, _____, _____, _____

115, 118, 121, _____, _____, _____, _____, _____

200, 190, 180, _____, _____, _____, _____, _____



Complete the number line.



In what do we count?

4	8	20
16		12

2	8	14	12
10	4	6	

5	25	15
30	10	20

3	15	21
18	9	12

Teacher: _____
Sign: _____
Date: _____



Date: _____

Multiply by 3

Term 4

All these animals have 4 feet.


All these animals have 2 ears.



3 blind mice



3 little bears



3 little pigs

What is the total number of feet in this picture?

What is the total number of ears in this picture?



Look at the pictures and complete the following:



<input type="text"/>	×	<input type="text"/>	=	<input type="text"/>
Number of mice		Feet per animal		

<input type="text"/>	×	<input type="text"/>	=	<input type="text"/>
Number of mice		Ears per animal		



Complete the following:

3	6	9	<input type="text"/>	<input type="text"/>	<input type="text"/>	<input type="text"/>	<input type="text"/>	<input type="text"/>	<input type="text"/>
30	27	24	<input type="text"/>	<input type="text"/>	<input type="text"/>	<input type="text"/>	<input type="text"/>	<input type="text"/>	<input type="text"/>



Complete the following:

$5 \times$ = <input style="width: 40px;" type="text"/> apples	$4 \times$ = <input style="width: 40px;" type="text"/> bananas
$6 \times$ = <input style="width: 40px;" type="text"/> bananas	$7 \times$ = <input style="width: 40px;" type="text"/> apples



Complete the following:

$$13 \times 3 = \square$$

$$\begin{array}{|c|c|} \hline 1 & 0 \\ \hline \end{array} \times 3$$

$$= \begin{array}{|c|c|} \hline 1 & 0 \\ \hline \end{array} + \begin{array}{|c|} \hline 3 \\ \hline \end{array} \times 3$$

$$= \begin{array}{|c|c|} \hline 1 & 0 \\ \hline \end{array} \times 3 + \begin{array}{|c|} \hline 3 \\ \hline \end{array} \times 3$$

$$= 30 + 9$$

$$= 39$$



$$15 \times 3 = \square$$

$$\begin{array}{|c|c|} \hline 1 & 0 \\ \hline \end{array} \times 3$$

$$= \square + \square \times \square$$

$$= \square \times \square + \square \times \square$$

$$= \square + \square$$

$$= \square$$



The two friends dropped their pencil cases. They had exactly the same stationary. Please help them to put it back.




Complete the following:




Share this chocolate equally between 2 children.

Each get

Share 15 toffees equally between 3 children.



Each get



Draw pictures to show your answers.

Share 9 pencils between 3 children.

Each get

Share 16 crayons between 3 children. Will there be any crayons left over?

Each get





Mixed multiplication

Term 4

Look at the following. What do you notice?

$$5 + 5 + 5 = 15$$

$$3 \text{ lots of } 5 = 15$$

$$3 \text{ groups of } 5 \text{ is } 15$$

$$3 \text{ times } 5 = 15$$

$$3 \times 5 = 15$$

$$5 \times 3 = 15$$



Complete the table below. The example will guide you.

Skip counting	Equal groups	Repeated addition	Arrays	Facts
3, 6, 9, 12		$3 + 3 + 3 + 3$	3 rows of 4 	$3 \times 4 = 12$ $4 \times 3 = 12$
		$4 + 4 + 4$		
				$6 \times 5 = 30$ $5 \times 6 = 30$
2, 4, 6, 8, 10, 12				



How fast can you complete the following?

$1 \times 2 =$	
$2 \times 2 =$	
$3 \times 2 =$	
$4 \times 2 =$	
$5 \times 2 =$	
$6 \times 2 =$	
$7 \times 2 =$	
$8 \times 2 =$	
$9 \times 2 =$	
$10 \times 2 =$	

$1 \times 5 =$	
$2 \times 5 =$	
$3 \times 5 =$	
$4 \times 5 =$	
$5 \times 5 =$	
$6 \times 5 =$	
$7 \times 5 =$	
$8 \times 5 =$	
$9 \times 5 =$	
$10 \times 5 =$	



Answer the following questions.
What is:

four fives	
double 6	
6 times 5	
2 multiplied by 4	
8 times 2	



Replace the place holder
with a number.

3 groups of 2 are 6 or 3 times 2 is 6 or $3 \times 2 = \square$	
4 groups of 3 are 12 or 4 times 3 is 12 or $4 \times 3 = \square$	
6 groups of 3 are 18 or 6 times 3 is 18 or $6 \times \square = 18$	

Problem: There are three counters in a row. There are 4 rows. How many counters altogether? Draw a picture to show your answer.

Teacher: _____

Sign: _____

Date: _____



More multiplication

Look at the examples.

Term 4



What is multiplication?

$$4 \times 2 = 8$$

$$3 \times 4 = 12$$

$$4 \times 5 = 20$$

$$2 \times 6 = 12$$

What is 2 times 7?

25 - 10 - 2013

$$1 \times 5 = 5$$

$$2 \times 5 = 10$$

$$3 \times 5 = 15$$

$$4 \times 5 = 20$$

$$5 \times 5 = 25$$

$$6 \times 5 = 30$$

$$7 \times 5 = 35$$

$$8 \times 5 = 40$$

$$9 \times 5 = 45$$

$$10 \times 5 = 50$$

Complete:

	1	2	3	4	5	6	7	8	9	10
$\times 2$	2	4	6							

Use your own method to solve this.


12×2	16×2
---------------	---------------

Complete:

	1	2	3	4	5	6	7	8	9	10
$\times 3$	3	6	9							

Use your own method to solve this.

13×3	15×3
---------------	---------------



Complete:

	1	2	3	4	5	6	7	8	9	10
$\times 4$	4	8	12							

Use your own method to solve this.

11×4

14×4

Complete:

	1	2	3	4	5	6	7	8	9	10
$\times 5$	5	10	15							

Use your own method to solve this.

12×5

16×5



There are 12 oranges in a bag. How many oranges are there in:

4 bags?

5 bags?

3 bags?

2 bags?

Teacher: _____
 Sign: _____
 Date: _____

Days of the week

Date: _____

Unscramble the letters of the days of the week.

AYUETSD

DNYUAS

ONAYDM

ENEDSDWAY

UAYTSRHD

ASTDAUYR

IFADRY



Fill in the missing days.

Monday		Wednesday	
--------	--	-----------	--



Sunday

Tuesday

Sunday					
--------	--	--	--	--	--



How many days is it from:

Monday to Thursday? _____

Tuesday to Friday? _____

Thursday to Saturday? _____




How many days are between:

Tuesday and Saturday? _____

Wednesday and Friday? _____

Thursday and Sunday? _____



Months of the year

Unscramble the letters of the months of the year.

AURJNAY

EARUBFRY

JYLU

RBCOTOE

EVEMONBR

MEBERCED

GTUUSA


UEJN

AMCHR

AMY

PRLAI

EEMTSPEBR



How many days are there in each month?

January 31	February	March	April
May	June	July	August
September	October	November	December

Remember it is a name of a month so it should start with a capital letter.



Answer the following:

What comes before March? _____

What comes after June? _____




If it is July, how many months is it before:

September? _____

Your birthday? _____



Teacher:
Sign:
Date:



Days, weeks and months

December 2015

Sun	Mon	Tues	Wed	Thu	Fri	Sat
	1	2	3	4	5	6
7	8	9	10	11	12	13
14	15	16	17	18	19	20
21	22	23	24	25	26	27
28	29	30	31			

Term 4



Look at the calendar and answer the following:

What day is the 1st of December? _____

What day is the 15th of December? _____

What day is the 24th of December? _____

What day is the 12th of December? _____



Answer these questions:

How many days are there in December? _____

How many weeks are there in December? _____


How many days are there in a week? _____

When is the school closing in December? _____

What happens on the 25th of December? _____

What happens on the 31st of December? _____

What day comes after the 31st of December? _____



Colour all the odd numbers yellow on the calendar.

What do you notice? _____








Colour all the even numbers red on the calendar.

What do you notice? _____



Complete this calendar. Fill in the year and the dates.

April _____

Sun	Mon	Tues	Wed	Thu	Fri	Sat
						
						
						
						
						







What date and day is it?

	Date	Day
		
		
		
		
		
		
		



How many days is it from:

	to		
	to		
	to		
	to		



More number patterns

Explain the pattern on each board.



101	102	103	104	105	106	107	108	109	110
111	112	113	114	115	116	117	118	119	120
121	122	123	124	125	126	127	128	129	130
131	132	133	134	135	136	137	138	139	140
141	142	143	144	145	146	147	148	149	150

151	152	153	154	155	156	157	158	159	160
161	162	163	164	165	166	167	168	169	170
171	172	173	174	175	176	177	178	179	180
181	182	183	184	185	186	187	188	189	190
191	192	193	194	195	196	197	198	199	200



Complete the pattern.

1	2	3	4	5	6	7	8	9	10
11	12	13	14	15	16	17	18	19	20
21	22	23	24	25	26	27	28	29	30
31	32	33	34	35	36	37	38	39	40
41	42	43	44	45	46	47	48	49	50
51	52	53	54	55	56	57	58	59	60
61	62	63	64	65	66	67	68	69	70
71	72	73	74	75	76	77	78	79	80
81	82	83	84	85	86	87	88	89	90
91	92	93	94	95	96	97	98	99	100
101	102	103	104	105	106	107	108	109	110
111	112	113	114	115	116	117	118	119	120
121	122	123	124	125	126	127	128	129	130
131	132	133	134	135	136	137	138	139	140
141	142	143	144	145	146	147	148	149	150
151	152	153	154	155	156	157	158	159	160
161	162	163	164	165	166	167	168	169	170
171	172	173	174	175	176	177	178	179	180
181	182	183	184	185	186	187	188	189	190
191	192	193	194	195	196	197	198	199	200





Is the number **odd** or **even**? Circle **odd** or **even**.

4	19	21
odd even	odd even	odd even
26	20	18
odd even	odd even	odd even



Fill in the missing number to complete the repeated pattern.

- 33, 39, 33, , 33, 39, 33, 39
- 96, 74, 96, 74, 96, 74, 96,
- 38, 45, 38, 45, , 45
- 49, 5, 46, 20, 49, 5, , 20, 49, 5, 46, 20, 49, 5, 46
- , 78, 21, 11, 78, 21, 11, 78, 21, 11

Outline the numbers in colour to help you to solve the problems.



Fill in the missing number to complete the repeated pattern.

- 55, 21, 19, 63, 55, 21, 19, 63, 55, 21, 19, 63, 55, 21, 19,
- 18, 28, 36, 18, 28, 36, 18, 28, 36, 18, 28, 36, 18, 28, 36, 18,
- 11, 76, 11, 76, 11, 76, 11, 76,
- 60, 91, 94, 60, 91, 94, 60, 91, 94, 60,
- 28, 47, 78, 28, 47, 78, 28, 47, 78, 28, 47, 78, 28,



Teacher: _____

Sign: _____

Date: _____




Date:

Equal sharing leading to fractions

Term 4



Share the chocolate slab saying how many blocks each child will get.



Now share 6 chocolate slabs among 3 children.



Show your answer by making a drawing below.

Each child gets one third of the chocolate.




You have 3 cakes. Share it equally among 4 friends.




Show your answer by making a drawing below.

Each child gets one _____ of the cakes.



Colour one quarter of all the chocolate in these four slabs.



How many blocks of chocolate is one quarter? _____



How many blocks of chocolate is one fifth? _____


Show one half of the following.



Show one third of the sweets.



Show one sixth of the sweets.



Share 11 chocolate bars among four friends so that they all get the same amount of chocolate and there is nothing left over.

Teacher: _____
 Sign: _____
 Date: _____


Length

Date: _____

Term 4



Which sides are short and which sides are long?




The long side is _____ crayons.

The short side is _____ crayons.




Answer the following.




The long side is _____ crayons.

The short side is _____ crayons.



The long side is _____ crayons.

The short side is _____ crayons.




The long side is _____ crayons.

The short side is _____ crayons.


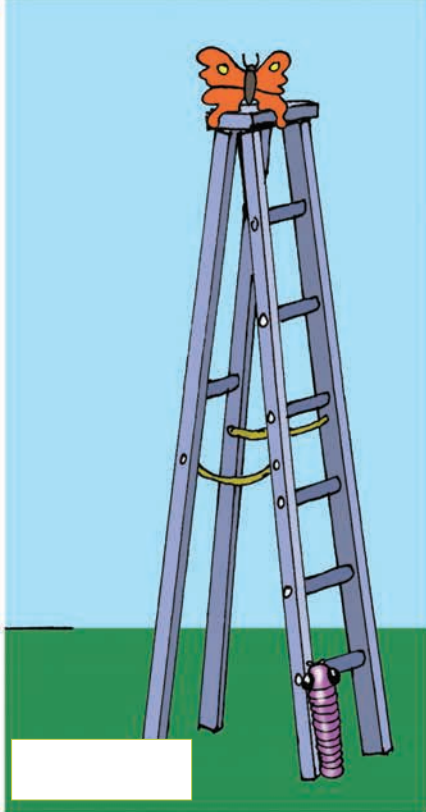



The long side is _____ crayons.

The short side is _____ crayons.



If the worms stood on top of each other, how many worms will it take to reach the butterfly.



Teacher: _____
Sign: _____
Date: _____




Date: _____


More heavier and lighter

What does heavier and lighter mean?

Term 4




Colour the picture or pictures that show things lighter than the one in the green block.




Look at the picture. Find 2 pictures of objects that are heavier. Paste them here.



Look at the picture. Find 2 pictures of objects that are lighter. Paste them here.





Say if the balance scales are equal or not.



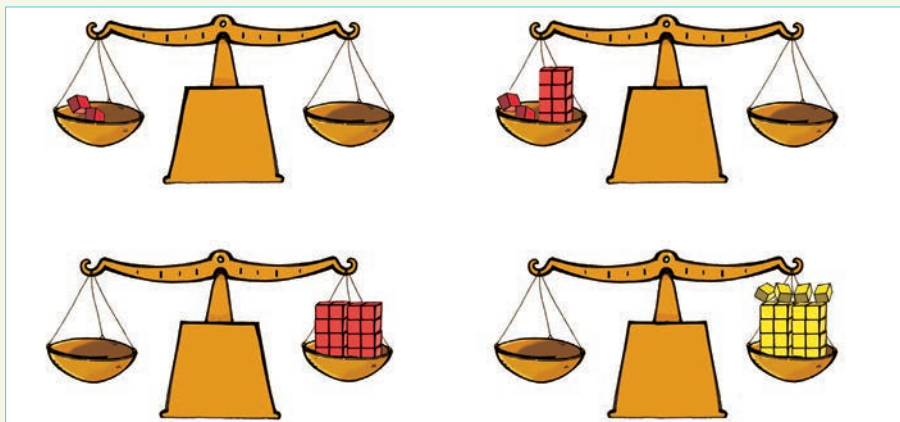
Make the balance scales equal. Make a drawing in empty scales.



Make drawings to make the balance scales true.



Add blocks to make the scales balance if $\text{red block} = \text{yellow block} + \text{yellow block}$.






Date:

More sharing leading to fractions

Term 4

Share these apples between the three friends.



How many apples did each get? Four.
What fractions of all the apples did each get? One third.




Look at the example above and complete the following.

- Share the fruit among the different numbers of friends.
- Say what fraction each friend gets.




Grandmother gives Kiki 12 oranges. Kiki makes juice with one third of the oranges. How many oranges did she use?



Three apples



are cut into halves.



How many children can each get a half? _____



Four oranges



are cut into thirds.



How many children can each get one third? _____



Two watermelons



are cut into sixths.



How many children can each get one sixth? _____



A netball coach gives half an orange to each player. There are 14 players. How many oranges does she need?



Teacher: _____
 Sign: _____
 Date: _____

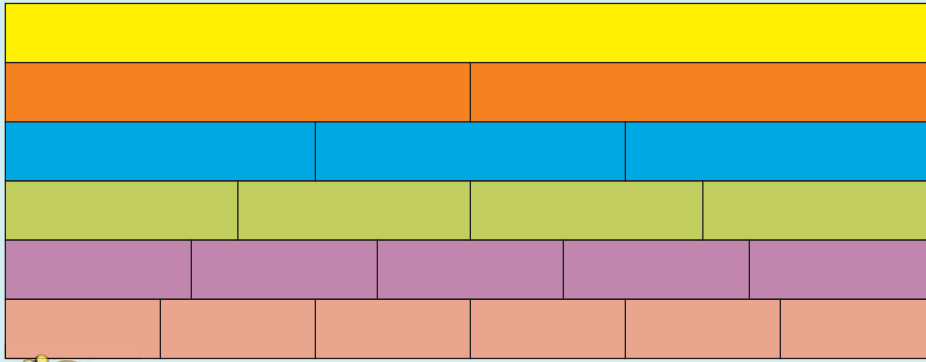


Date:

Fractions

Term 4

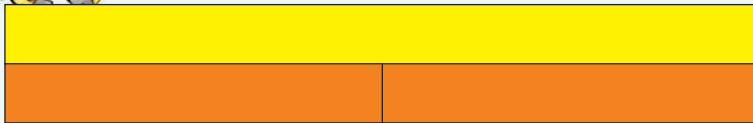
What does each strip mean? The words on the right may help you. Match the word with the strip.




- one third
- one fifth
- one half
- one sixth
- one quarter



Complete the following.




2 halves are the same as _____ whole.



4 quarters are the same as _____ whole.



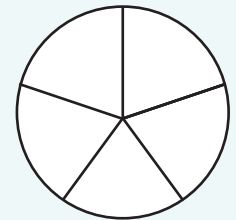
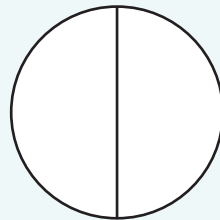
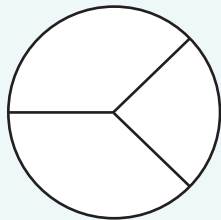
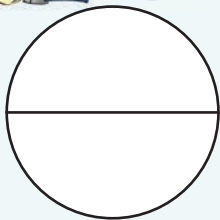
3 thirds are the same as _____ whole.



5 fifths are the same as _____ whole.


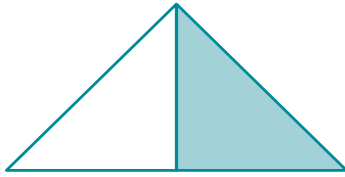


Colour one part of each of the following. What do you notice?

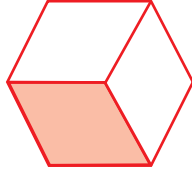






Say which fraction of each shape is shaded.
Write it in words.

one half



Draw shapes to show the following. Use squares, rectangles and circles.

one third

one half

one quarter

one fifth



Ask your mother or guardian what will she buy:

- one half of:
- one third of:
- one quarter of:
- one sixth of:



More fractions

Date: _____


Term 4

From which cake will you prefer a slice. Why?




Your friend asks you to divide three pizzas into equal slices. Make a drawing to show each.


Halves



Thirds



Quarters



Tick the correct answer.

You and your friend ate two halves of the pizza. How much did you eat?

- One half of the pizza or
- One whole pizza?

Thabo, Siphon and John ate three thirds of the pizza. How much did they eat?

- One third of the pizza or
- One whole pizza?

Lindy, Susan, Lerato and Palesa ate one whole pizza. How much did they eat?

- One quarter or
- Four quarters?

Answer the following questions:

- If I divide a pizza into fifths how many fifths should we eat to eat the whole pizza? _____
- If I divide a cake into sixths how many sixths should we eat to eat the whole cake? _____



Each group of friends get a small packet of jelly tots.



Group	1	2	3
Children in the group	2	3	4
How many jelly tots will each friend get if the jelly tots are shared equally?			
Tick the group that you want to be in. Why?			
How many sweets will the following be? What do you notice?	Two halves	Three thirds	Four quarters



Colour the fractions that are the same as one whole.

three quarter

two quarters

two thirds

four fifths

three thirds

four fourths

three thirds

three fifths

two halves

four quarters

five fifths

two fifths

one quarter

five fifths



What will you prefer four quarters of a chocolate or one whole chocolate? Why?

Teacher: _____

Sign: _____

Date: _____



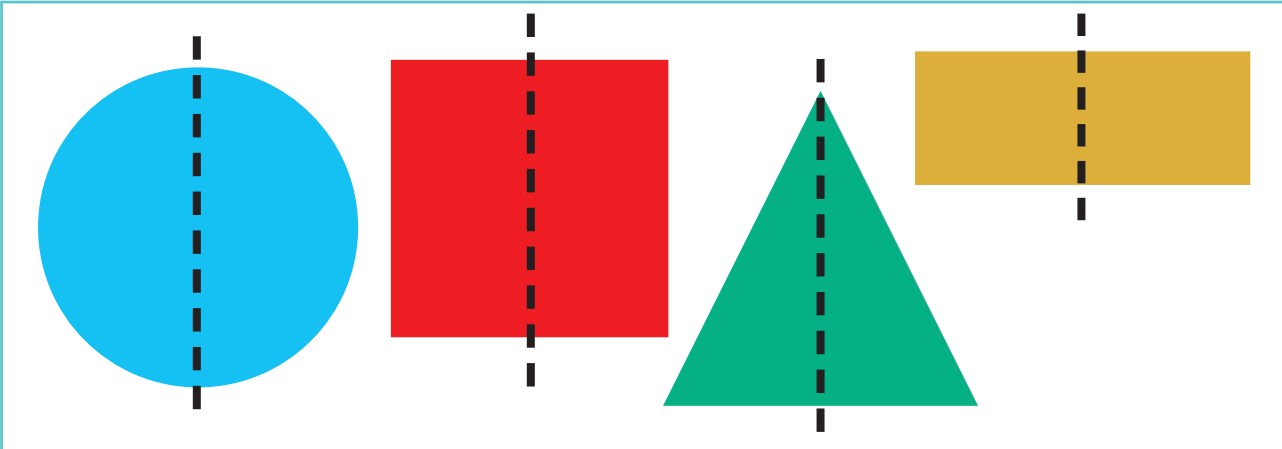
Date: _____

Symmetry and shapes



Look at the pictures of the shapes. Does the one side of the shape look the same as the other side? Are they symmetrical?

Term 4



Draw a line so the one side of the shape looks the same as the other side.



Draw the other side of the shape.



Teacher: _____
 Sign: _____
 Date: _____




Date: _____

Arrays and fractions


Term 4

Look at these pictures. How fast can you count the shapes?

This is a column.



This is a row.



How did you use the columns and rows to help you?



How many shapes are there? What is one half of the shapes?

	<input type="text"/>		<input type="text"/>		<input type="text"/>
	6				
	3				



How many shapes are there? What is one third of the shapes?

	<input type="text"/>		<input type="text"/>		<input type="text"/>




How many shapes are there? What is one quarter of the shapes?

	<input type="text"/>		<input type="text"/>		<input type="text"/>



How many shapes are there? What is one fifth of the shapes?

	<input type="text"/>		<input type="text"/>		<input type="text"/>



Complete the table below.

	Multiplication number sentence	Division number sentence	What is	What is
	$2 \times 3 = 6$ or $3 \times 2 = 6$	$6 \div 2 = 3$ or $6 \div 3 = 2$	one half of the objects? 3	one third of the objects? 2
			one third of the objects?	one quarter of the objects?
			one quarter of the objects?	one fifth of the objects?



Use arrays to show:

One quarter of 12 sweets.	One third of 12 sweets.	One half of 12 sweets
---------------------------	-------------------------	-----------------------

My mother baked 24 cupcakes for each of the following home industries. This is what they ordered. Make use of the cupcake pictures to guide you.

one half strawberry and the rest vanilla



one quarter chocolate and the rest vanilla



one third caramel and the rest vanilla



Teacher:

Sign:

Date:



Date: _____

A fraction of a collection of objects

Term 4

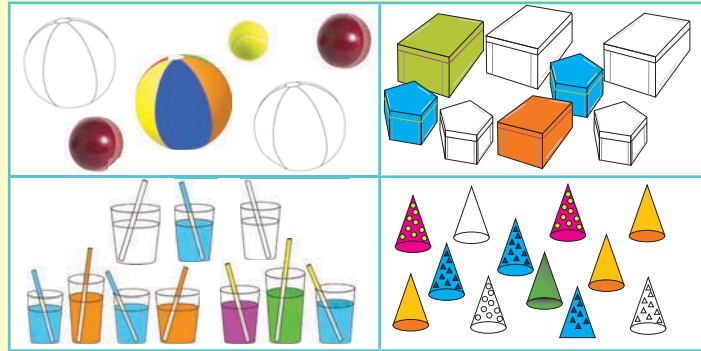
Look at the descriptions and match them with the pictures to show what fraction of the objects are coloured. Talk about it.

1 half of a collection of objects


1 third of a collection of objects

1 quarter of a collection of objects

1 fifth of a collection of objects



Make your own sentence on the pictures below. You need to add some fraction words to your sentences.



Solve the word problems. My mother had a jumble sale ...

She had 15 T-shirts. She sold 5.
What fraction did she sell?

Underline the question.
What are the key numbers? _____

Draw a picture to show your answer.

She had 18 jerseys. She sold 9.
What fraction did she sell?

Underline the question.
What are the key numbers? _____

Draw a picture to show your answer.

She had 12 skirts. She sold 3.
What fraction did she sell?

Underline the question.
What are the key numbers? _____

Draw a picture to show your answer.

She had 20 jackets. She sold 4.
What fraction did she sell?

Underline the question.
What are the key numbers? _____

Draw a picture to show your answer.



What fraction of the cup cakes has banana icing? Strawberry icing? Bubblegum icing?



Teacher: _____
Sign: _____
Date: _____

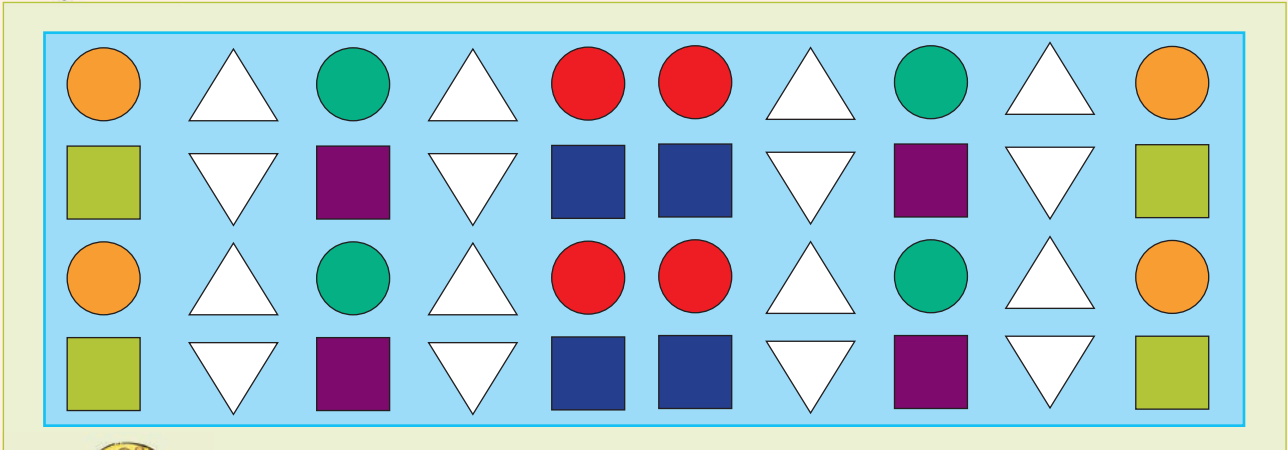


Date: _____

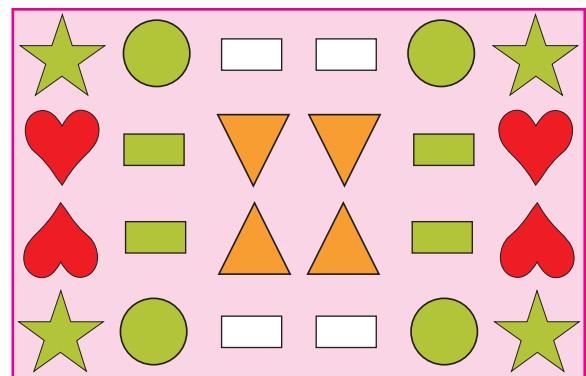

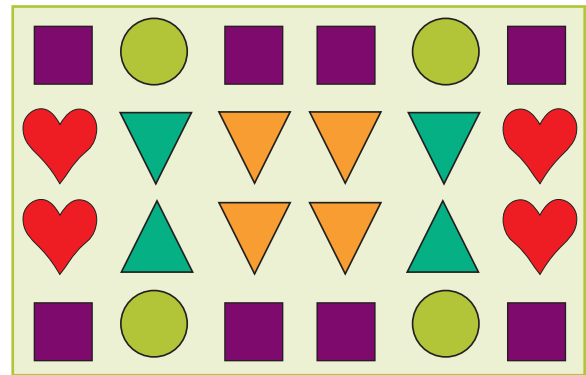
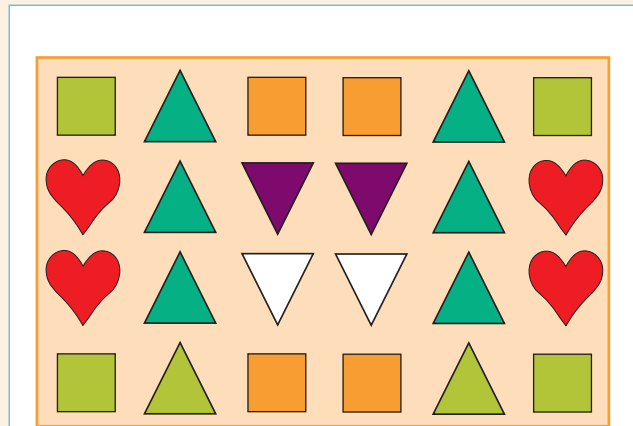
Symmetry in patterns




Look at the pictures of the quilt. What do you notice?








Draw lines so the one side of each of these quilts looks the same as the other side.





Draw the other side of each quilt. Colour them.

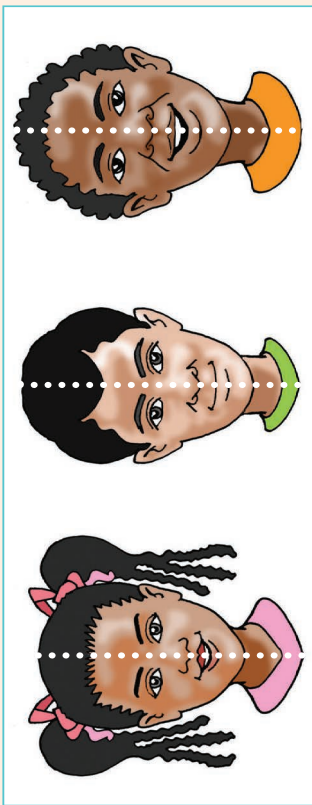


Teacher: _____
 Sign: _____
 Date: _____

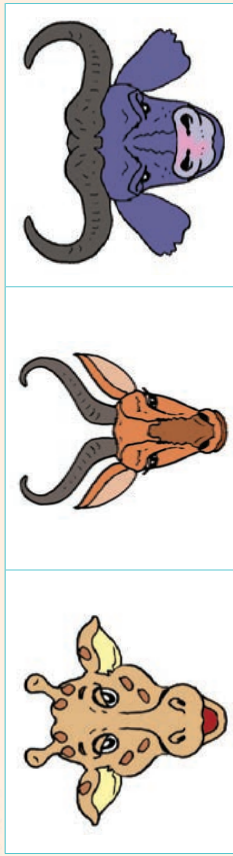


More symmetry


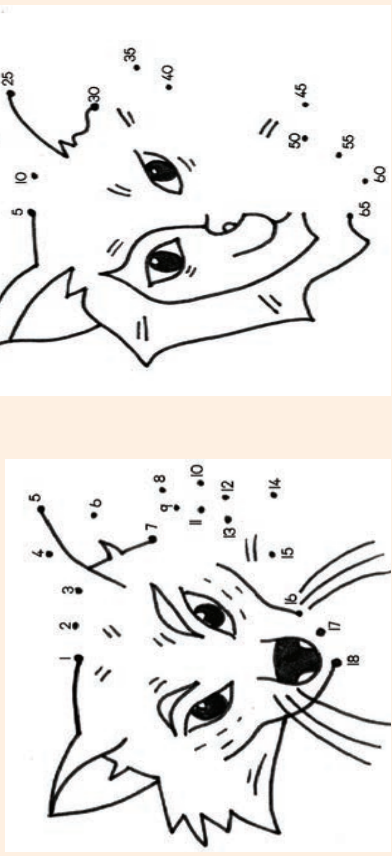
Look at the pictures of the faces. Does the one side of the face look the same as the other side?



Draw a line so the one side of the face looks the same as the other side.




Draw the other side of the face. The number patterns will help you.



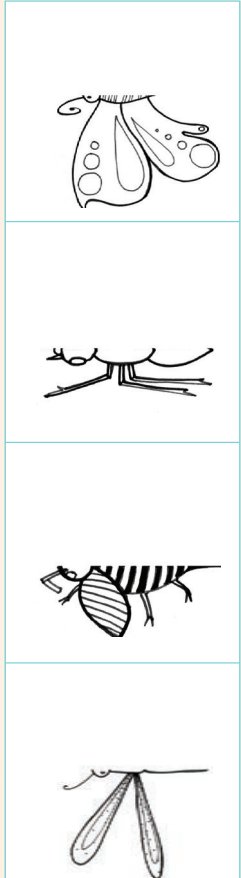
Look at the pictures of the shapes. Does the one side of the insect look the same as the other side?



Draw a line so that the one side of the insect looks the same as the other side.



Draw the other side of the insects.



Teacher: _____
 Sign: _____
 Date: _____