

LET'S STOP BULLYING WITH

BUDDY BUNNY



WHEN YOU'RE BEING BULLIED,
BUDDY BUNNY SAYS...

- STOP.**
TELL THE BULLY TO STOP
- WALK.**
WALK AWAY
- TALK.**
TALK TO AN ADULT YOU TRUST

FOR RESOURCES ON BULLYING VISIT:
www.stopwalktalk.co.za




MATHEMATICS IN ENGLISH
GRADE 3 – BOOK 2 • TERMS 3 & 4
ISBN 978-1-4315-0147-2
THIS BOOK MAY NOT BE SOLD.
9th Edition

MATHEMATICS IN ENGLISH – Grade 3 Book 2

ISBN 978-1-4315-0147-2

Revised and
CAPS aligned



Grade 3

Name: Class:



basic education
Department:
Basic Education
REPUBLIC OF SOUTH AFRICA

MATHEMATICS
IN ENGLISH

Book 2
Terms
3 & 4



Contents



No.	Worksheet Topic	Pg
65	Numbers 500 to 600	2
66	More numbers 500 to 600	4
67	Numbers 600 to 700	6
68	Map work	8
69	More numbers 600 to 700	10
70	Numbers 650 to 750	12
71	Numbers 700 to 750	14
72	2-D shapes	16
73	Addition and subtraction to 800	18
74	More addition and subtraction to 800	20
75	Addition and subtraction to 800 again	22
76	Number patterns: tens to 800	24
77	Rounding off to tens	26
78	Multiplication: fives up to 75	28
79	Number patterns: fives to 800	30
80	Day time and night time	32
81	Multiplication: twos up to 75	34
82	Number patterns: twos up to 800	36
83	Multiplication: 2s and 5s up to 75	38
84	Multiplication: threes up to 75	40
85	Multiplication: 2s, 3s and 4s up to 75	42
86	Number patterns: threes to 800	44
87	Multiplication: fours up to 75	46
88	Number patterns: fours up to 800	48
89	Multiplication and division: 2s, 3s, 4s and 5s up to 75	50
90	Properties of 3-D objects	52
91	Fraction strip kits	54
92	More fractions	56
93	Sharing leading to fractions	58
94	The distance around	60
95a	Trading money	62
95b	Let's go shopping	64
96	More about data	66
97	Working in centimetres	68
98	Numbers 700 to 800	70
99	More numbers 700 to 800	72
100	Numbers 800 to 900	74
101	More numbers 800 to 900	76
102a	Weighing things	78
102b	Let's weigh some more	80

No.	Worksheet Topic	Pg
103	Numbers 900 to 1 000	82
104	More numbers 900 to 1 000	84
105	Addition and subtraction to 999	86
106	About the house	88
107	Working with money	90
108	More addition and subtraction to 999	92
109	Addition and subtraction to 999 again	94
110	Measurement puzzles	96
111	Number patterns: tens up to 900	98
112	Round off to the nearest 10	100
113	Multiplication and division: fives up to 100	102
114	Number patterns: fives up to 1 000	104
115	More about symmetry	106
116	Number patterns: two up to 900	108
117	Multiplication and division: twos up to 100	110
118	Multiplication and division: threes up to 100	112
119	Number patterns: threes up to 1 000	114
120	Multiplication and division: fours up to 100	116
121	Number patterns: fours up to 1 000	118
122	Equal parts of a whole	120
123	Fraction problems	122
124	3-D objects	124
125	More fractions	126
126	More grouping and sharing	128
127	Tangram fractions	130
128a	Measuring capacity	132
128b	Measure and pour	134
	Cut-out 5	
	Cut-out 6	
	Cut-out 7	
	Cut-out 8	
	Cut-out 9	
	Cut-out 10	



Mrs Angie Motshekga,
Minister of
Basic Education



Mr Enver Surty,
Deputy Minister of
Basic Education

These workbooks have been developed for the children of South Africa under the leadership of the Minister of Basic Education, Mrs Angie Motshekga, and the Deputy Minister of Basic Education, Mr Enver Surty.

The Rainbow Workbooks form part of the Department of Basic Education's range of interventions aimed at improving the performance of South African learners in the first six grades. As one of the priorities of the Government's Plan of Action, this project has been made possible by the generous funding of the National Treasury. This has enabled the Department to make these workbooks, in all the official languages, available at no cost.

We hope that teachers will find these workbooks useful in their everyday teaching and in ensuring that their learners cover the curriculum. We have taken care to guide the teacher through each of the activities by the inclusion of icons that indicate what it is that the learner should do.

We sincerely hope that children will enjoy working through the book as they grow and learn, and that you, the teacher, will share their pleasure.

We wish you and your learners every success in using these workbooks.




Published by the Department of Basic Education
222 Struben Street
Pretoria
South Africa
© Department of Basic Education
Ninth edition 2019

ISBN 978-1-4315-0147-2

This book may not be sold.

The Department of Basic Education has made every effort to trace copyright holders but if any have been inadvertently overlooked the Department will be pleased to make the necessary arrangements at the first opportunity.

Grade 3



Mathematics

This book belongs to:



ENGLISH
Book
2

65

Date: _____

Numbers 500 to 600

Term 3



Count and write.

- a. Use the following chart to help you count from 500 to 600. Say the numbers out aloud as you count.



								500
501			504					510
						518		
	522							
				536				
541								549
						558		
		573						
						588		590
	592			595				600

- b. Write the missing numbers in the grid above.
 c. Write the 10 numbers that come after 500.

500; _____; _____; _____; _____; _____; _____; _____; _____; _____

- d. Write the next 8 numbers in the 2s pattern.

510; 512; _____; _____; _____; _____; _____; _____; _____

- e. Write all the numbers in the 2s pattern from 548 to 570.

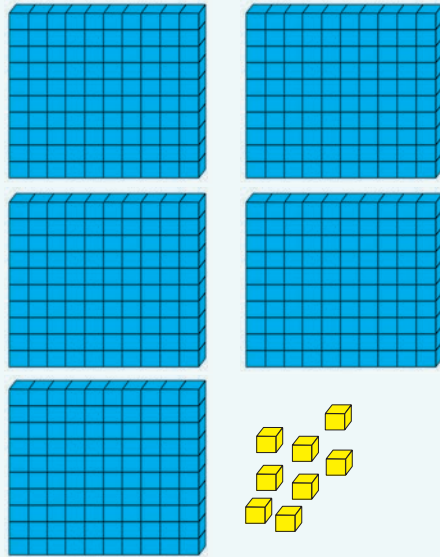
548; _____; _____; _____; _____; _____; _____; _____; _____; 570

- f. Write the next 8 numbers in the 5s pattern.

515; 520; _____; _____; _____; _____; _____; _____; _____



How many blocks can you count?



How did you count the blocks?



Complete the number lines.

540			543				547		549	
							597	598	599	
					597	598	599			



Complete the table.

Write from smallest to biggest

Write from biggest to smallest

582, 586, 584, 581, 585		
566, 506, 560, 516, 506		



Write the following in words.

520	
-----	--

Teacher: _____

Sign: _____

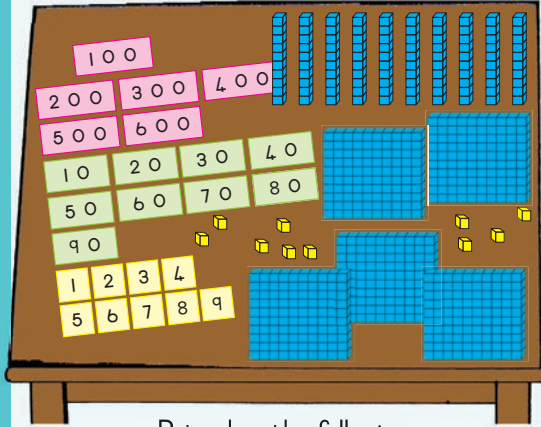
Date: _____

66

Date: _____

More numbers 500 to 600

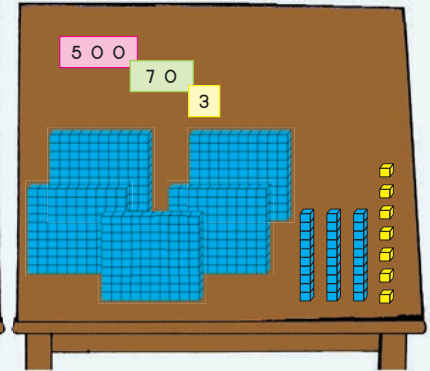
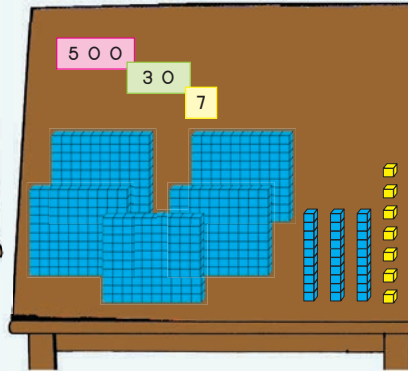
Term 3



Peter has the following place value cards and base ten blocks.

The teacher asks Peter to show 537 with his cards and blocks.

This is what Aakar showed. What did he do wrong?



Write a number sentence and then the answer.


$500 + 10 + 7 = 517$	<input type="text"/>	<input type="text"/>



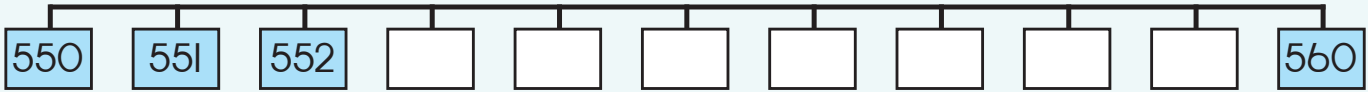
Write a number sentence and then the answer.

<p>500 70 3</p> $500 + 70 + 3$ =	<p>500 90</p> <input type="text"/> <input type="text"/>	<p>90 1</p> <input type="text"/> <input type="text"/>
---	---	---





Complete the number line.



Write all the numbers smaller than 556. _____

Write all the numbers bigger than 556. _____



Break up your number.

- Build each number with your cards.
- Write the value for each digit.

There are ten digits.
0 1 2 3 4 5 6 7 8 9
We put them together to make numbers.

495	
508	
594	
549	
602	

Example: 517

5

0

0

1

0

7

5

1

7

517

+

500

+

10

+

7



Write the number names.

221	
486	
369	
419	
491	



11 12 13 14 15 16 17 18 19 20

Date: _____

67


Numbers 600 to 700

Term 3



Count and write.

a. Use the following chart to help you count from 600 to 700. Say the numbers out aloud as you count.



								600
601			604					610
						618		
	622							
				636				
641							649	
						658		
		673						
						688		690
	692			695				700

b. Write the missing numbers in the grid above.

c. Write the 10 numbers that come after 600.

600; _____; _____; _____; _____; _____; _____; _____; _____; _____

d. Write the next 8 numbers in the 2s pattern.


622; 624; 626; _____; _____; _____; _____; _____; _____

e. Write all the numbers in 2s pattern from 611 to 633.

611; _____; _____; _____; _____; _____; _____; _____; _____; 633

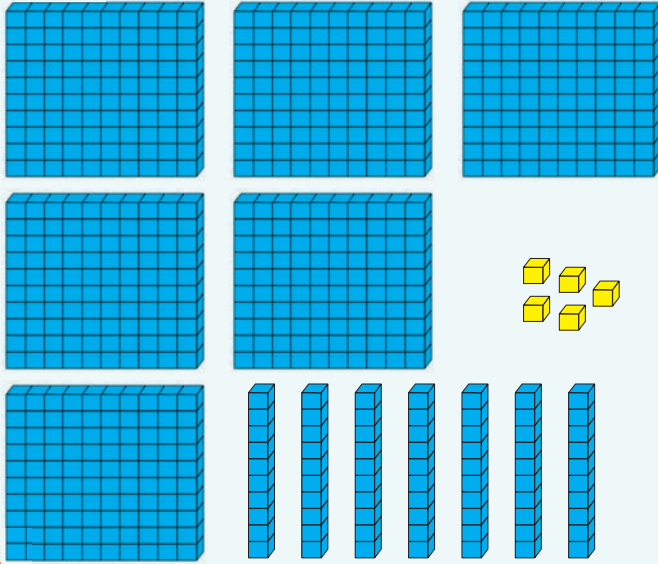
f. Write the next 8 numbers in the 5s pattern.

645; 650; 655; _____; _____; _____; _____; _____; _____





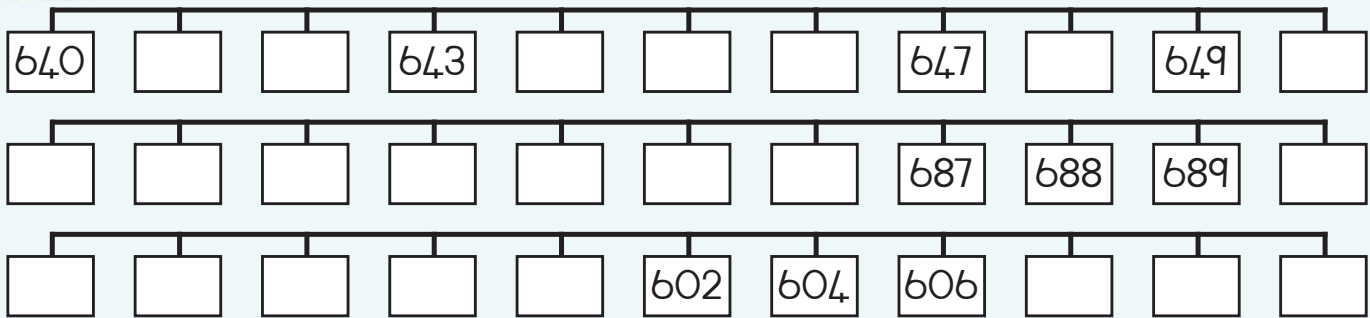
How many blocks do you count?



How did you count the blocks?



Complete the number lines.



Complete the table.

Write from smallest to biggest

Write from biggest to smallest

672, 676, 674, 671, 675		
656, 605, 650, 615, 605		



Write the following in words.

631	
-----	--

Teacher: _____

Sign: _____

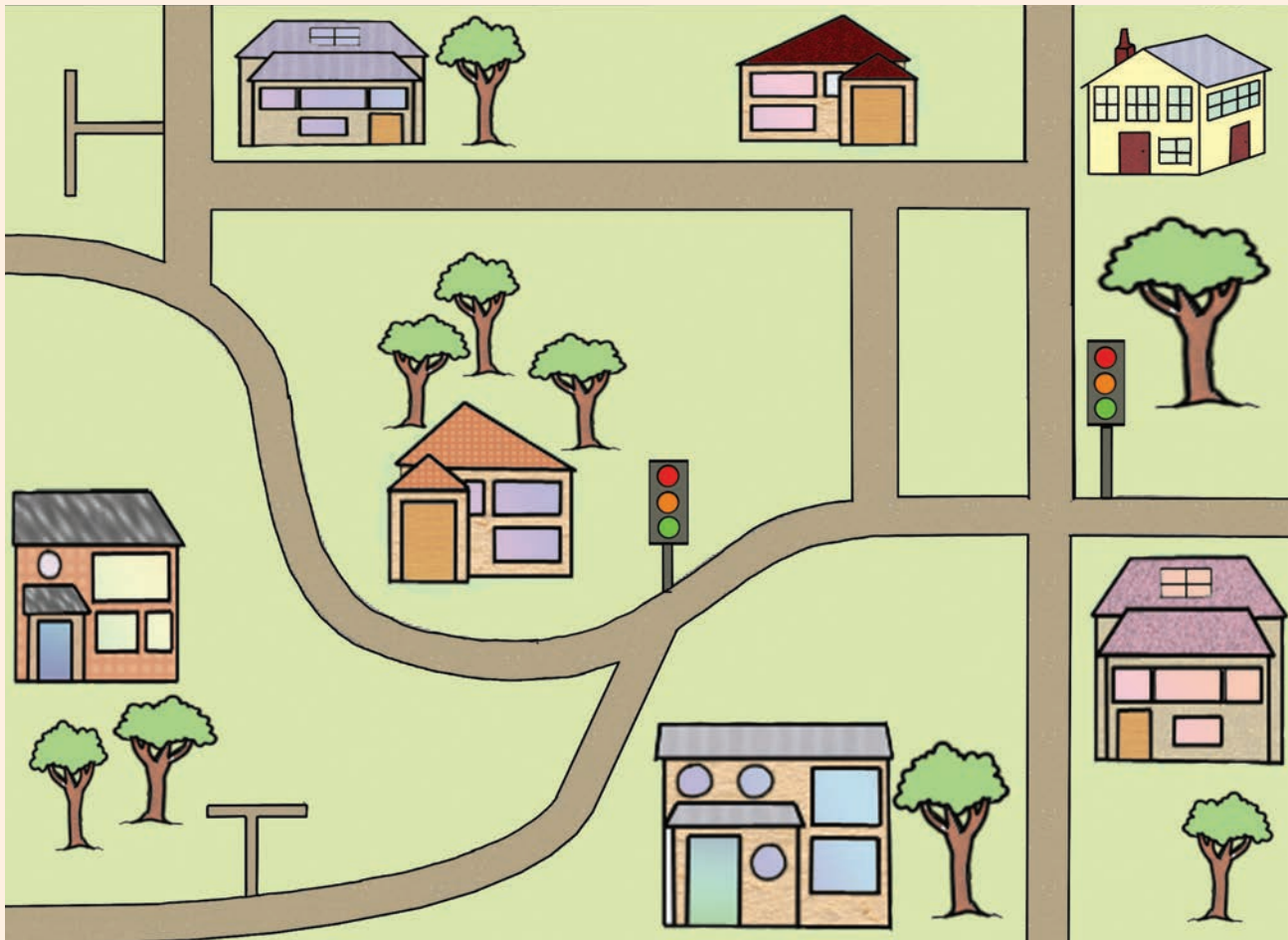
Date: _____



Map work

Look at the picture.

- What is it?
- For what do we use it?
- What can we find on a map?



Draw the following on the map:

library, school, clinic, hospital, police station, shopping centre.
You can add some extra streets.



Use the map on the previous page to give your friends directions from:

a. the clinic to the police station.

b. the school to the clinic.

c. the school to the shopping centre.

d. the shopping centre to the library.

e. the library to the school.

f. the hospital to the school.

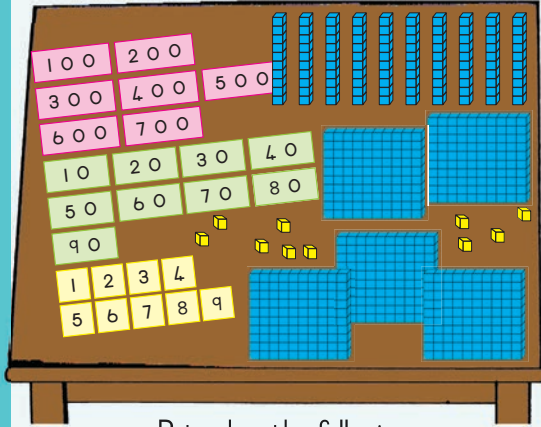


69

Date: _____

More numbers 600 to 700

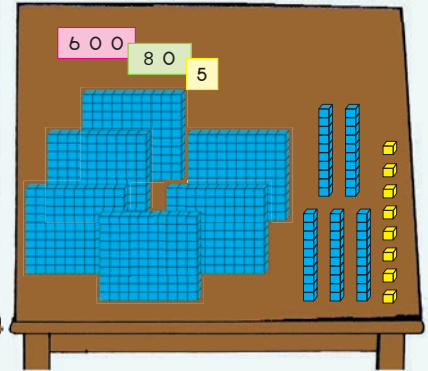
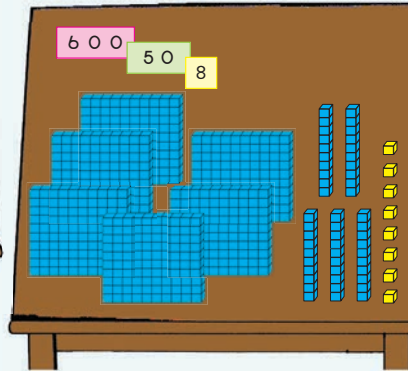
Term 3



Peter has the following place value cards and base ten blocks.

The teacher asks Peter to show 658 with his cards and blocks.

This is what Aakar showed. What did he do wrong?




Write a number sentence and then the answer.

$600 + 30 + 7 = 637$	<input type="text"/>	<input type="text"/>

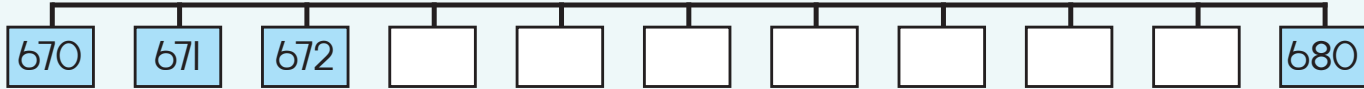


Write a number sentence and then the answer.

$600 + 90 + 8$	$600 + 70$	$600 + 50 + 8$
<input type="text"/>	<input type="text"/>	<input type="text"/>
<input type="text"/>	<input type="text"/>	<input type="text"/>



Complete the number line.



Write all the numbers smaller than 675. _____

Write all the numbers bigger than 675. _____



Fill in $<$ or $>$ or $=$

a. 670 _____ 607

b. 688 _____ 699

c. $600 + 50 + 5$ _____ 655



Break up the number.

a. Build each number with your cards.

b. Write the value for each digit. Now do these: Break up your number.

686	
690	
699	
673	
665	

Example: 632

6	0	0
3	0	
	2	
6	3	2

$632 = 600 + 30 + 2$



Write the number names.

672	
693	
607	
697	
660	



Teacher: _____

Sign: _____

Date: _____

70

Date: _____

Numbers 650 to 750

Term 3



Count and write.

- a. Use the following chart to help you count from 650 to 750. Say the numbers out aloud as you count.

650



					657				
661								669	
		683		685					
		703							
			714						
		723				727			
741		743						749	750

- b. Write the missing numbers in the grid above.
 c. Write the 10 numbers that come after 650.

650; _____; _____; _____; _____; _____; _____; _____; _____; _____

- d. Write the next 8 numbers in the 2s pattern.


705; 707; 709; _____; _____; _____; _____; _____; _____; _____

- e. Write all the numbers in 3s pattern from 719 to 749.

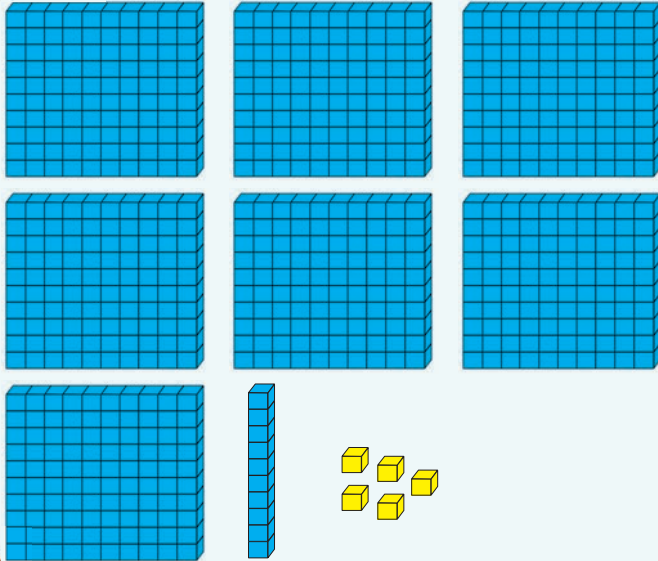
719; _____; _____; _____; _____; _____; _____; _____; _____; _____; 749

- f. Write the next 8 numbers in the 5s pattern.

705; 710; 715; _____; _____; _____; _____; _____; _____; _____



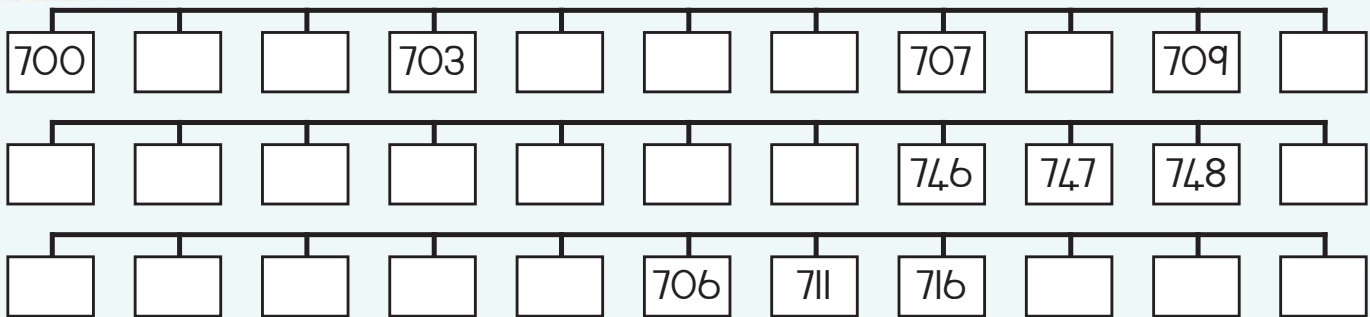
How many blocks do you count?



How did you count the blocks?



Complete the number lines.



Complete the table.

Write from smallest to biggest

Write from biggest to smallest

729, 720, 728, 721, 725		
659, 705, 607, 701, 706		



Write the following in words.

706	
-----	--

Teacher: _____

Sign: _____

Date: _____

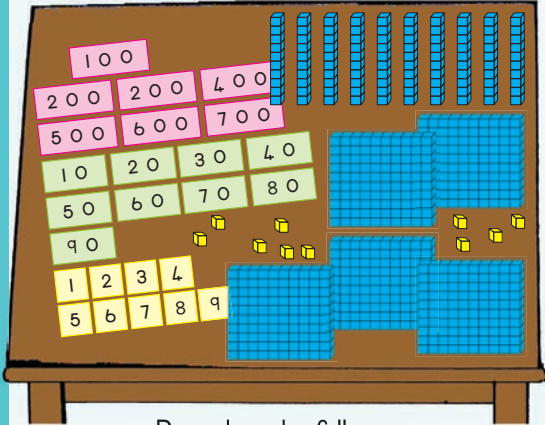


Date: _____

71

Numbers 700 to 750

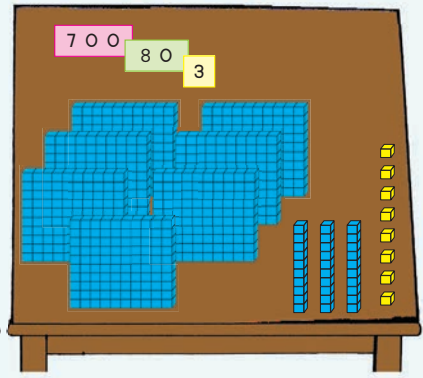
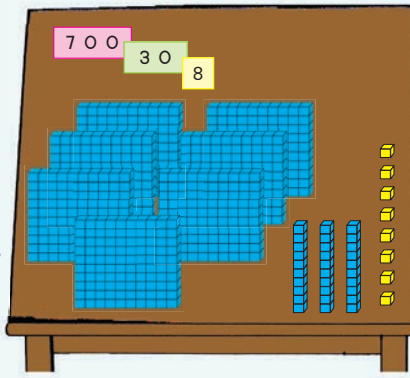
Term 3



Peter has the following place value cards and base ten blocks.

The teacher asks Peter to show 738 with his cards and blocks.

This is what Jabu showed. What did she do wrong?



Write a number sentence and then the answer.

$700 + 40 + 3 = 743$

$700 + 30 + 8 = \square$

$700 + 80 + 3 = \square$



Write a number sentence and then the answer.

700 40 5

$700 + 40 + 5 =$

$=$

700 30


$700 + 30 =$


$=$

700 9

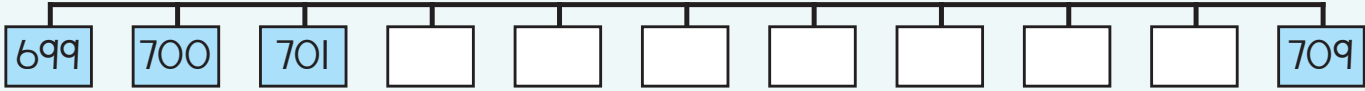
$700 + 9 =$

$=$





Complete the number line.



Write all the numbers smaller than 704. _____

Write all the numbers bigger than 704. _____



Fill in $<$, $>$ or $=$

a. 750 _____ 749

b. 732 _____ 723

c. $700 + 40 + 9$ _____ 749



Break up your number.

a. Build each number with your cards.

b. Write the value for each digit. Now do these: Break up your number.

750	
728	
703	
730	
749	

Example: 747

7	0	0
	4	0
		7
7	4	7

747 $700 + 40 + 7$



Write the number names.

714	
750	
742	
738	
704	



Teacher: _____
Sign: _____
Date: _____


Date: _____







2-D shapes

Term 3

Say if the shape has a straight or a round edge.



Say if the shape has a straight or round edge.



How many shapes can you draw with straight edges.



Find pictures

Find shapes that have straight edges and paste them here.

Find shapes that have round edges and paste them here.





--	--



4 Complete the following:

	Draw the shape in different positions.
triangle	
rectangle	
square	

5 Complete the table:

	Name the shape	Draw a shape that is smaller	Draw a shape that is bigger
			
			
			
			

6 Find squares, triangles, rectangles and circles of different sizes in magazines or newspapers. Paste them here.



Teacher: _____

Sign: _____

Date: _____

Addition and subtraction to 800



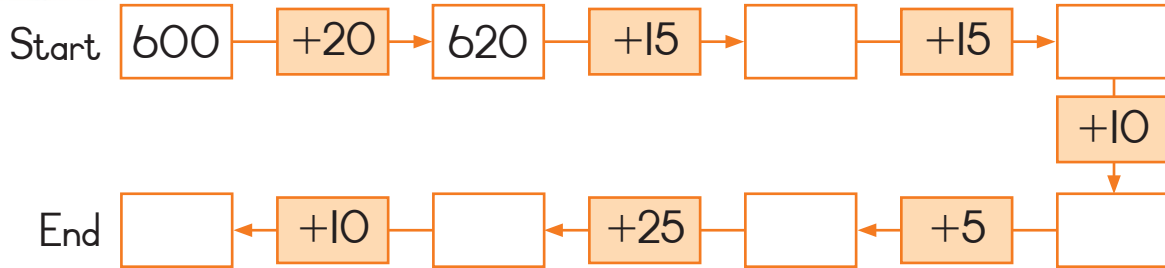
What can I buy with R500?

Which of these items can I buy for exactly R500?



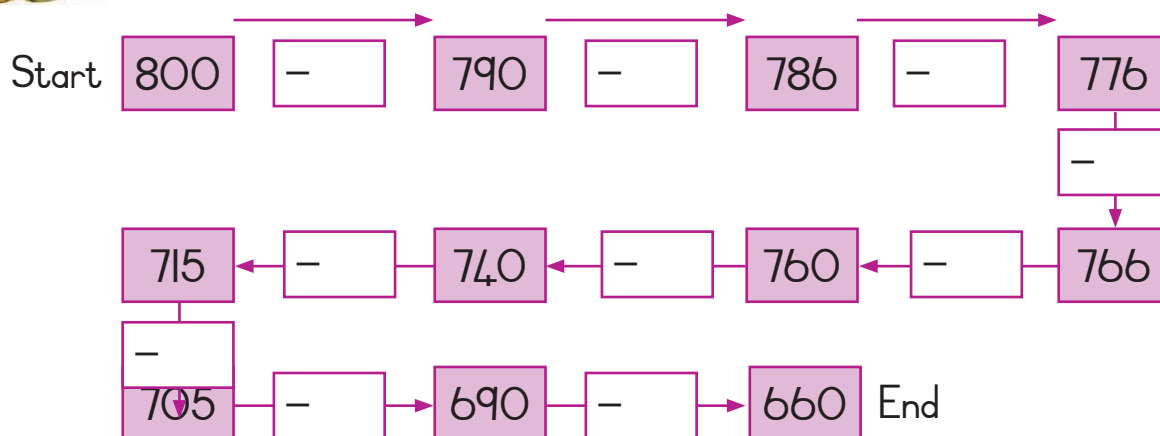
Add on from 600.


Write in the missing numbers.



Count back from 800.

Write the "change" each time.





Solve the following:

$$724 + 53 = \square$$

$$664 + 87 = \square$$

$$564 + 132 = \square$$

$$75 + 717 = \square$$



Solve the following:

James has collected 525 marbles.

If Sipho gave him another 205 marbles, James would have the same number as Sipho.

- How many marbles would they both have?
- How many marbles did Sipho have to begin with?

-
-



Date: _____

74

More addition and subtraction to 800

Term 3

Number families

We can make families of numbers. Each family has two bigger numbers and one smaller number.

$4 + 8 = 12$	$8 + 4 = 12$
$12 - 8 = 4$	$12 - 4 = 8$

Take 4, 8 and 12 as an example.



Find the families.

Write 4 number sentences for each group of numbers.


6 8 14				
17 17 34				
25 45 70				
65 335 400				
240 260 500				



Look for links.

In this activity we are going to identify the pattern.

$360 - 50 = \square$	$50 + \square = 360$	$\square + 50 = 360$
$570 - 480 = \square$	$480 + \square = 570$	$\square + 480 = 570$
$430 - 31 = \square$	$31 + \square = 430$	$\square + 31 = 430$
$676 - 70 = \square$	$70 + \square = 676$	$\square + 70 = 676$
$799 - 701 = \square$	$701 + \square = 799$	$\square + 701 = 799$





A long drive.

Mr Mkhize drives to visit his mother who lives 352 km away. He makes a stop after 166 km. How much further must he travel?

<p>Kumi does this:</p> $352 - 166$ $+4 \quad +30 \quad +100 \quad +52$ $166 \quad 170 \quad 200 \quad 300 \quad 352$ $30 + 4 + 100 + 52$ $= 134 + 52 = 186 \text{ km}$	<p>Pumla wrote this:</p> $352 - 166$ $= 300 + 50 + 2$ $- 100 + 60 + 6$ $= 300 + 40 + 12$ $- 100 + 60 + 6$ $= 200 + 140 + 12$ $- 100 + 60 + 6$ $= 100 + 80 + 6$ $= 186 \text{ km}$
<p>Mbali does this:</p> $352 - 166$ $166 + 100 \rightarrow 266 + 34 \rightarrow 300 + 52$ $\rightarrow 352$ $100 + 34 + 52 = 134 + 52 = 186 \text{ km}$	<p>Peter does this:</p> $352 - 166$ $= 352 - 100 - 66$ $= 252 - 66$ $= 252 - 52 - 14$ $= 200 - 14$ $= 186 \text{ km}$
<p>Veronica does this:</p> $352 - 166$ $352 - 152 = 200$ $200 - 14 = 200 - 10 - 4$ $= 190 - 4$ $= 186 \text{ km}$	<p>Lebo thinks doubles and halves:</p> <p>Half of 352 is 176 But I must only take 166, so I add back 10. $176 + 10 = 186 \text{ km}$</p>

Talk about the different ways. Which way do you like best? Why?



Solve the following on an extra piece of paper:
Use any of the above methods.

$746 - 328$

$800 - 499$



Teacher:

Sign:

Date:

Date: _____

Addition and subtraction to 800 again

Term 3



Build your own number families.

A warm up activity.

Example: Make 17

5 12 17



$$5 + 12 = 17$$

$$12 + 5 = 17$$

$$17 - 12 = 5$$

$$17 - 5 = 12$$

$$8 + 9 = 17$$

$$9 + 8 = 17$$

$$17 - 9 = 8$$

$$17 - 8 = 9$$

8 9 17



Check! Compare!
Correct!

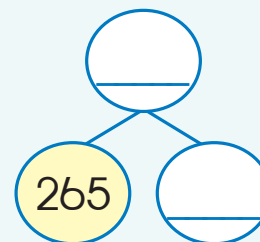
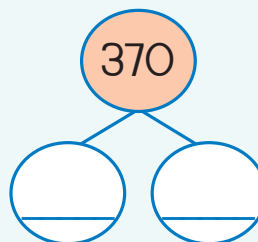
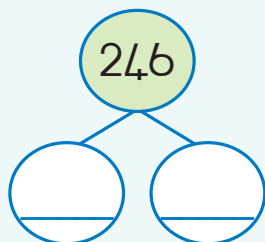
For each number below, choose 2 more to make a family.

Write four number sentences (two + and two -) for each number family.

			+	+	-	-
16	7	9	$7 + 9 = 16$	$9 + 7 = 16$	$16 - 9 = 7$	$16 - 7 = 9$
20						
200						
75						
50						
500						
190						



Find the missing doubles or halves.



Halving to subtract.

If you know your halves and doubles, you can sometimes use them to add or subtract. **Examples:**

$$\begin{aligned} 34 - 18 &= 16 \\ 34 - 17 &= 17 \\ 17 - 1 &= 16 \end{aligned}$$

$$\begin{aligned} 190 - 97 \\ 190 - 95 &= 95 \\ 95 - 2 &= 93 \end{aligned}$$

$$\begin{aligned} 65 + 69 \\ 65 + 65 &= 130 \\ 130 + 4 &= 134 \end{aligned}$$

$$\begin{aligned} 242 + 249 \\ &= 242 + 242 \\ &+ 7 \\ &= 484 + 7 \\ &= 491 \end{aligned}$$

Now try these:

$$340 - 176$$

$$145 + 148$$

$$900 - 452$$



Study the ways.

256 children each get a Christmas present. Half get dolls and half get cars. How many get cars?

Way 1	Way 2
$256 = 200 + 50 + 6$ → Half of 200 is 100 → Half of 50 is 25 → Half of 6 is 3 $100 + 25 + 3 = 128$ → Half of 256 is 128 So 128 get cars.	→ Half of 250 = 125 → Half of 6 is 3 $125 + 3 = 128$ → Half of 256 is 128, So 128 get cars.



Solve the following on an extra piece of paper:

Use any of the above methods.

728 children each get a toy at the local restaurant.
Half of them get building blocks.
How many get building blocks?

642 children each get a muffin.
Half of them get chocolate chip muffins.
How many get chocolate chip muffins?



Number patterns: tens to 800

Term 3



Look at the numbers in the orange shaded blocks.
What pattern do you see?

Count in tens from 710 to 800.
What comes after 720 when
you count in tens?

Count backwards in tens from 800 to
710. What comes before 760 when you
count backwards?

701	702	703	704	705	706	707	708	709	710
711	712	713	714	715	716	717	718	719	720
721	722	723	724	725	726	727	728	729	730
731	732	733	734	735	736	737	738	739	740
741	742	743	744	745	746	747	748	749	750
751	752	753	754	755	756	757	758	759	760
761	762	763	764	765	766	767	768	769	770
771	772	773	774	775	776	777	778	779	780
781	782	783	784	785	786	787	788	789	790
791	792	793	794	795	796	797	798	799	800



Complete the number sequences.

720; 730; 740; _____; _____; _____ 800; 790; 780; _____; _____; _____




Add or subtract ten.

a. $767 + 10 = 777$

1. Add ten to the given number. We did the first one for you.

b. 762 _____ c. 783 _____ d. 756 _____ e. 714 _____ f. 799 _____



a. $767 - 10 = 757$

2. Subtract ten from the given number. We did the first one for you.

b. 762	c. 783	d. 756	e. 714	f. 799
--------	--------	--------	--------	--------

3. What happens when you add or subtract ten to the numbers above?



Look at the red circles on the number board.

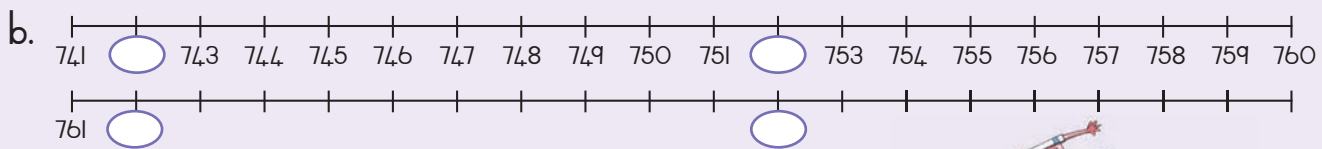
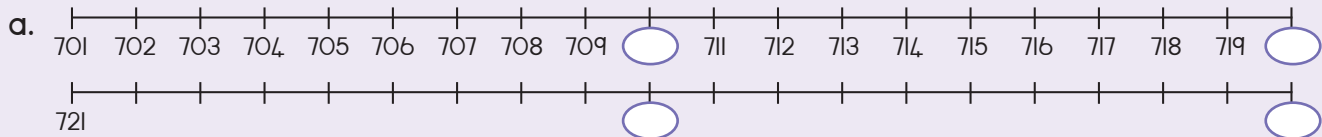
a. What do you notice about these circled numbers? _____

b. Extend the following number Sequences:

704; 714; 724; _____; _____; _____	782; 772; 762; _____; _____; _____
715; 725; 735; _____; _____; _____	737; 747; 757; _____; _____; _____
799; 789; 779; _____; _____; _____	



Fill in the correct number in each circle on these number lines.



I have a 3-digit number.

The first digit is 7, the next digit is one more than seven, and the last digit is one less than seven.

Count forward in tens from this number. What number do you get?



Teacher: _____
 Sign: _____
 Date: _____

Date: _____

77

Rounding off to tens

Term 3

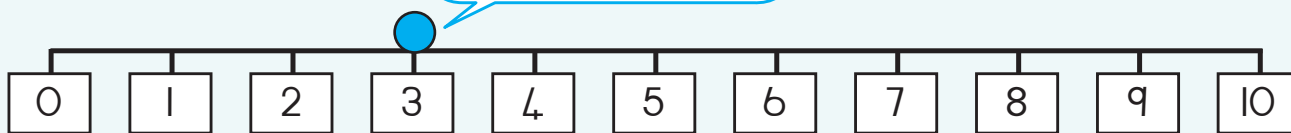
All the numbers from 4 backwards will be rounded off to 0.

All the numbers from 5 upwards will be rounded off to 10.

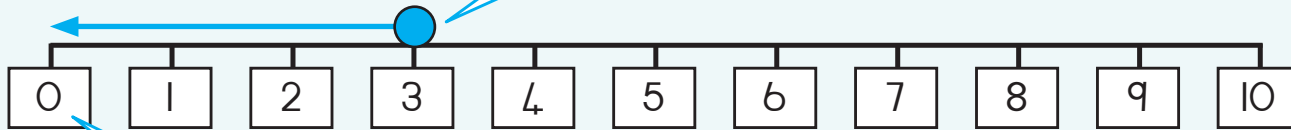


Let us talk.

Look at 3 on the number line.



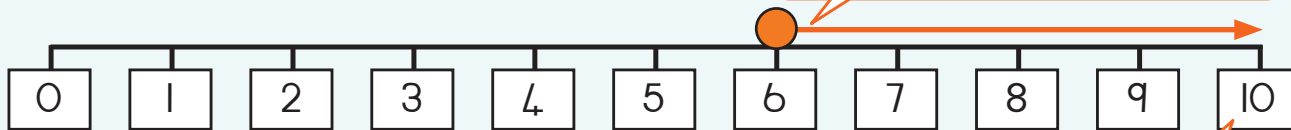
What will 3 be if it is rounded off?



3 rounded off to the nearest ten will be zero.

Do the same with:

What will 6 be, rounded off to the nearest 10?




The answer will be 10.



Round off to the nearest 10.

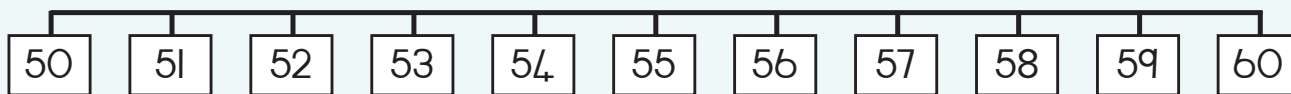
12 rounded off is? _____

19 rounded off is? _____




53 rounded off is? _____

58 rounded off is? _____

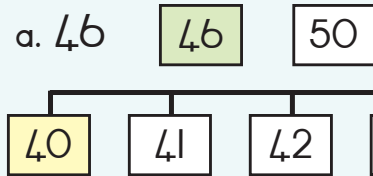


1 2 3 4 5 6 7 8 9 10

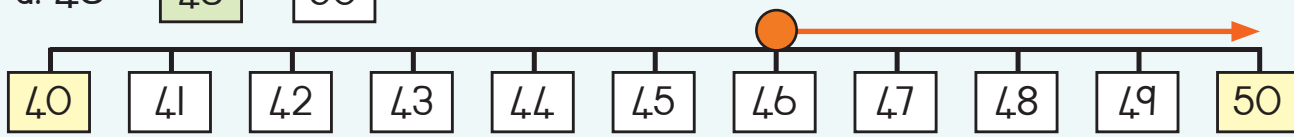


Round off to the nearest 10,
using the number lines to help you.

a. 46

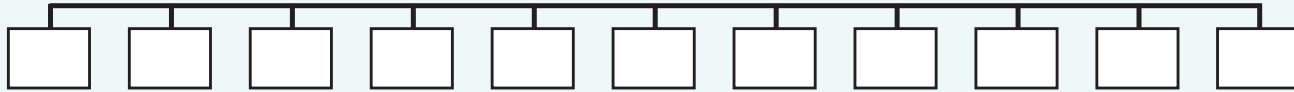


Between which two tens are 46?



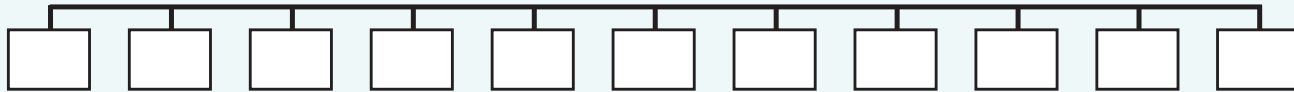
b. 63

Between which two tens are 63?



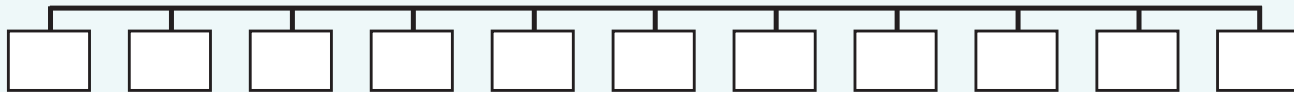
c. 37

Between which two tens are 37?



d. 99

Between which two tens are 99?



Tom has R4,8,00.

The pack of cards he collects cost R5,00.

How many packs of cards can he buy for R4,8,00? _____



Teacher: _____
Sign: _____
Date: _____

Multiplication: fives up to 75

Term 3

What comes in fives?
The fingers on one hand.



How many fingers on:

2 hands?

3 hands?

4 hands?

5 hands?

6 hands?

7 hands?

8 hands?

9 hands?

10 hands?

Match the sum with
the question on the
left:

$$9 \times 5 = 45$$

$$7 \times 5 = 35$$

$$2 \times 5 = 10$$

$$4 \times 5 = 20$$

$$3 \times 5 = 15$$

$$5 \times 5 = 25$$

$$10 \times 5 = 50$$

$$6 \times 5 = 30$$

$$8 \times 5 = 40$$



Complete the table.

Grouping	Multiply	Sharing	Divide
2 groups of 5	$2 \times 5 = 10$	Share 10 between 5	$10 \div 5 = 2$
7 groups of 5		Share 35 between 5	
12 groups of 5		Share 60 between 5	
15 groups of 5		Share 75 between 5	

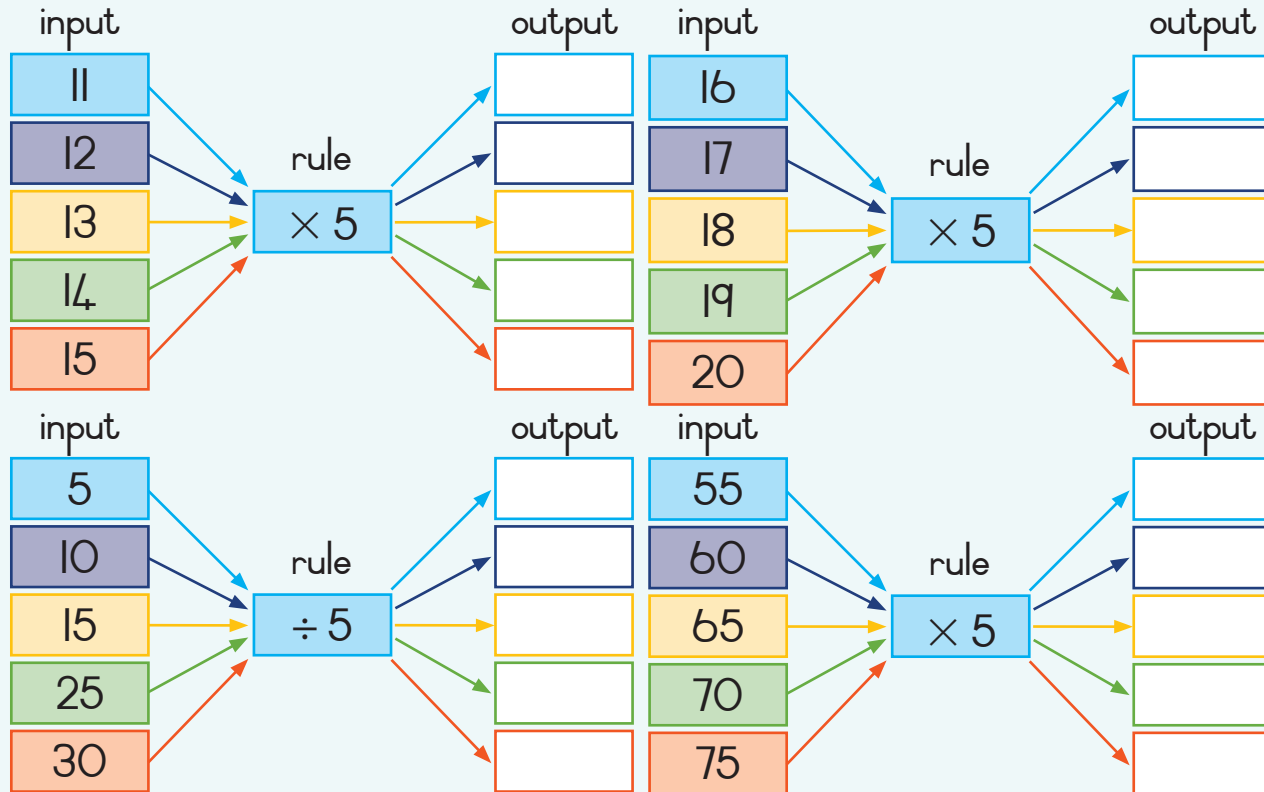


Complete the table.

Sharing	Divide
Share 12 between 5	$12 \div 5 = 2$ remainder 2
Share 64 between 5	
Share 39 between 5	
Share 73 between 5	



Complete the flow diagrams.



Complete the tables below:

\times	1	2	3	4	5	6	7	8	9	10
5										

\times	11	12	13	14	15	16	17	18	19	20
5										

How did you work out the answers that should be written in the blue blocks?



Solve the following:

My mother bought sweets packets worth R70. She paid R5 per packet. How many packets of sweets did she buy?



Teacher: _____

Sign: _____

Date: _____

79

Date: _____

Number patterns: fives to 800

Term 3



What can you tell about the numbers in the orange shaded blocks?

Count in fives from 705 to 800.
What comes after 720 when you count in fives?

Count backwards in fives from 800 to 705.
What comes before 730 when you count backwards?

701	702	703	704	705	706	707	708	709	710
711	712	713	714	715	716	717	718	719	720
721	722	723	724	725	726	727	728	729	730
731	732	733	734	735	736	737	738	739	740
741	742	743	744	745	746	747	748	749	750
751	752	753	754	755	756	757	758	759	760
761	762	763	764	765	766	767	768	769	770
771	772	773	774	775	776	777	778	779	780
781	782	783	784	785	786	787	788	789	790
791	792	793	794	795	796	797	798	799	800



Complete the number sequences.

725; 730; 735; _____; _____; _____

800; 795; 790; _____; _____; _____



Add or subtract five.

a. $760 + 5 = 765$

1. Add five to the given number. We did the first one for you.

b. 725 _____

c. 780 _____

d. 755 _____

e. 715 _____

f. 790 _____



a. $765 - 5 = 760$

2. Subtract five from the given number. We did the first one for you.

b. 760	c. 785	d. 750	e. 715	f. 790
--------	--------	--------	--------	--------

3. What happens when you add or subtract five from the numbers above?



Look at the red circles on the number board.

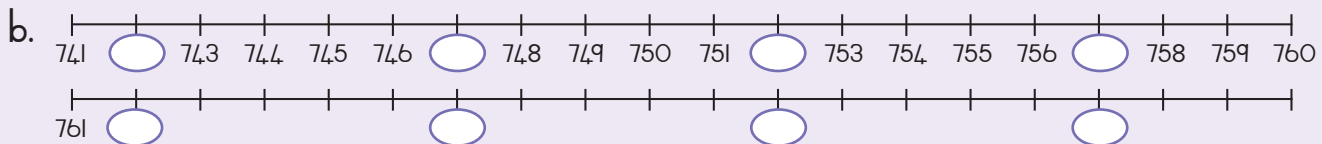
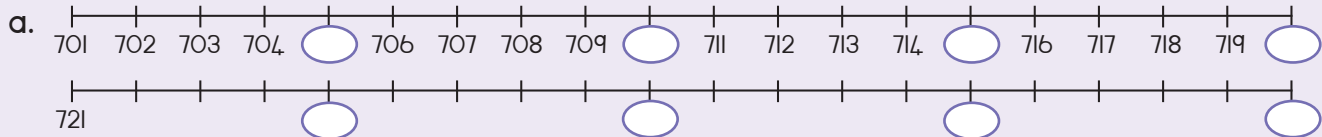
a. What do you notice about these circles? _____

b. Extend the following number sequences:

703; 708; 713; _____; _____; _____	722; 727; 732; _____; _____; _____
753; 758; 763; _____; _____; _____	714; 719; 724; _____; _____; _____
701; 706; 711; _____; _____; _____	



Fill in the correct number in each circle on these number lines.



I have a 3-digit number.

The first digit is 7, the next digit is one more than seven, and the last digit is five less than seven.

Now count forward in fives from this number. What number do you get?



Teacher: _____
 Sign: _____
 Date: _____

Day time and night time

Term 3



Cape Town

The table below shows when the sun rises and sets at different times of the year in Cape Town. Read the times in the table and then fill in the rest of the table before answering the questions below.



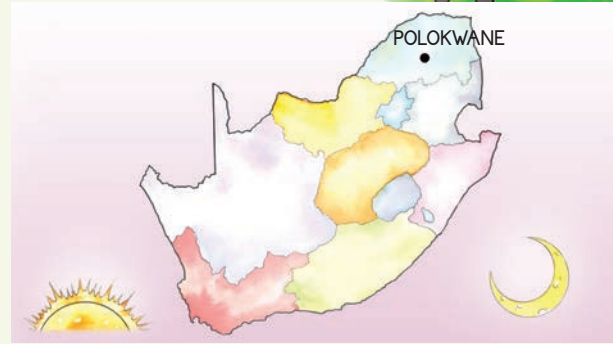
Cape Town	Sunrise	Sunset	Length of day	Length of night
March 23	6:53 am	6:53 pm		
June 21	7:51 am	5:44 pm		
September 19	6:41 am	6:41 pm		
December 22	5:32 am	7:58 pm		

- In which months are the day and the night the same length? _____
- Which month has the longest days? _____
- Which month has the shortest days? _____
- Find the difference in **hours** and **minutes** between the longest day and the shortest day. _____
- Find the length of day and night for each date in the table above.



In Polokwane

This table shows when the sun rises and sets at different times of the year in Polokwane. Read the times in the table and then fill in the rest of the table before answering the questions below.



Polokwane	Sunrise	Sunset	Length of day	Length of night
March 25	6:08 am	6:08 pm		
June 21	6:44 am	5:24 pm		
September 17	5:57 am	5:57 pm		
December 22	5:13 am	6:50 pm		

- In which months are the day and the night the same length? _____
- In which of these months is the length of day the same in Cape Town and Polokwane? _____
- In which months are they different? _____
- Find the difference in **hours** and **minutes** between the longest day and the shortest day.

- Find the **length of day** and **night** for each date in the table above.



Ask someone to help you to find the sunrise and sunset times in your area. Write them down for one week. Are the days getting longer or shorter?



Multiplication: twos up to 75

Term 3

What comes in twos?
One pair of shoes.



How many shoes are

- 1 pair of shoes?
2 pairs of shoes?
3 pairs of shoes?
4 pairs of shoes?
5 pairs of shoes?
6 pairs of shoes?
7 pairs of shoes?
8 pairs of shoes?
9 pairs of shoes?
10 pairs of shoes?

Match the sum with the
question on the left:

- $1 \times 2 = 2$
 $9 \times 2 = 18$
 $7 \times 2 = 14$
 $2 \times 2 = 4$
 $4 \times 2 = 8$
 $3 \times 2 = 6$
 $5 \times 2 = 10$
 $10 \times 2 = 20$
 $6 \times 2 = 12$
 $8 \times 2 = 16$



Complete the table.

Grouping	Multiply	Sharing	Divide
10 groups of 2	$10 \times 2 = 20$	Share 20 between 2	$20 \div 2 = 10$
15 groups of 2		Share 30 between 2	
20 groups of 2		Share 40 between 2	
35 groups of 2		Share 70 between 2	

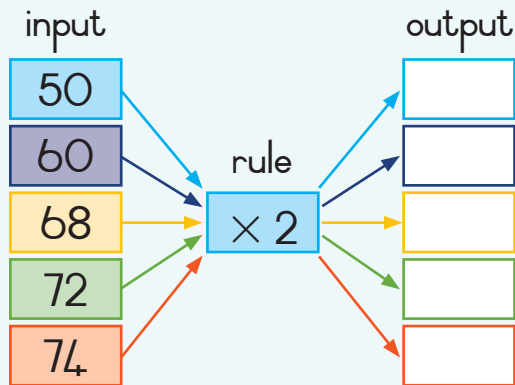
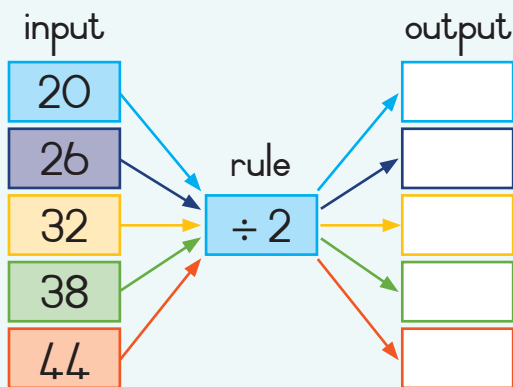
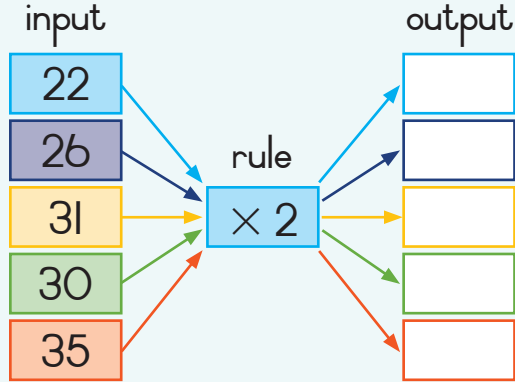
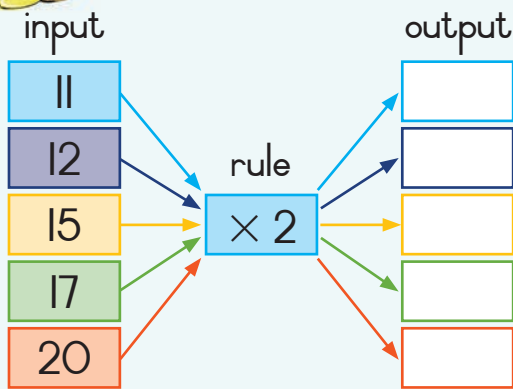


Complete the table.

Sharing	Divide
Share 21 between 2	$21 \div 2 = 10$ remainder 1
Share 33 between 2	
Share 67 between 2	
Share 75 between 2	



Complete the flow diagrams.



Complete the tables below:

\times	1	2	3	4	5	6	7	8	9	10	11	12	13	14	15	16	17	18	19	20	
2																					

\times	21	22	23	24	25	26	27	28	29	30	31	32	33	34	35	36	37
2																	



Solve the following:

I bought 36 lollipops for R2.
I paid with a R50, R20 and a R5 coin.
What was my change?



Teacher: _____
Sign: _____
Date: _____

Number patterns: twos up to 800

Term 3



Look at the numbers in the orange shaded blocks.
What pattern do you see?

Count in twos from 700 to 800.
What comes after 700 when you
count in twos?

Count backwards in fives from 800 to
710. What comes before 750 when you
count backwards?

701	702	703	704	705	706	707	708	709	710
711	712	713	714	715	716	717	718	719	720
721	722	723	724	725	726	727	728	729	730
731	732	733	734	735	736	737	738	739	740
741	742	743	744	745	746	747	748	749	750
751	752	753	754	755	756	757	758	759	760
761	762	763	764	765	766	767	768	769	770
771	772	773	774	775	776	777	778	779	780
781	782	783	784	785	786	787	788	789	790
791	792	793	794	795	796	797	798	799	800



Complete the number sequences.

720; 722; 724; _____; _____; _____

800; 798; 796; _____; _____; _____



Add or subtract two.

a. $764 + 2 = 766$

1. Add two to the given number. We did the first one for you.


b. 762 _____

c. 783 _____

d. 756 _____

e. 714 _____

f. 799 _____



2. Subtract two from the given number.

We have done the first one for you.

a. $76\cancel{4} - 2 = 76\color{red}2$

b. 762 ___

c. 783 ___

d. 756 ___

e. $71\cancel{4}$ ___

f. 799 ___

3. What happens when you add or subtract two to or from the numbers above?



Look at the blue circles on the number board.

a. What do you notice about these circles? _____

b. Extend the following number

sequences:

$701; 703; 705; \underline{\quad}; \underline{\quad}; \underline{\quad}$

$725; 727; 729; \underline{\quad}; \underline{\quad}; \underline{\quad}$

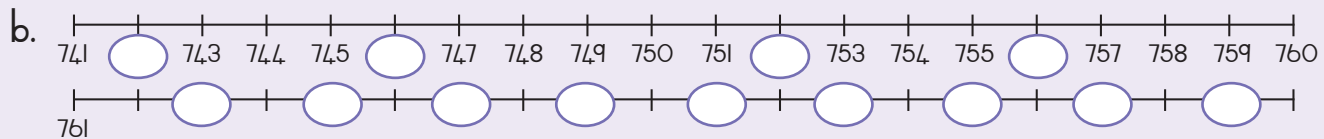
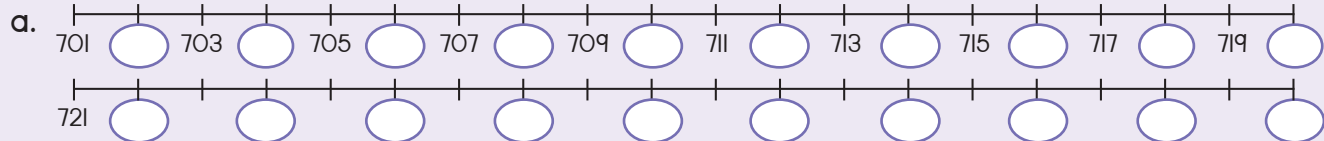
$799; 797; 795; \underline{\quad}; \underline{\quad}; \underline{\quad}$

$783; 785; 787; \underline{\quad}; \underline{\quad}; \underline{\quad}$

$779; 781; 783; \underline{\quad}; \underline{\quad}; \underline{\quad}$



Fill in the correct number in each circle on these number lines.



I have a 3-digit number.

The first digit is 7, the next digit is two more than seven, and the last digit is four less than seven.

Now count forward by two from this number. What number do you get?



Teacher: _____
 Sign: _____
 Date: _____



Multiplication: 2s and 5s up to 75

How fast can you answer the following?

$1 \times 2 = \underline{\quad}$	$2 \times 5 = \underline{\quad}$	$10 \times 2 = \underline{\quad}$	$7 \times 2 = \underline{\quad}$
$8 \times 2 = \underline{\quad}$	$5 \times 2 = \underline{\quad}$	$8 \times 5 = \underline{\quad}$	$4 \times 5 = \underline{\quad}$
$5 \times 5 = \underline{\quad}$	$6 \times 5 = \underline{\quad}$	$3 \times 2 = \underline{\quad}$	$7 \times 5 = \underline{\quad}$
$6 \times 2 = \underline{\quad}$	$9 \times 5 = \underline{\quad}$	$3 \times 5 = \underline{\quad}$	$4 \times 2 = \underline{\quad}$
$10 \times 5 = \underline{\quad}$	$5 \times 2 = \underline{\quad}$	$1 \times 5 = \underline{\quad}$	$9 \times 5 = \underline{\quad}$



Look at what my friend did.

$$4 \times 2 = 8$$

Discuss it.

My friend showed 4×2 as follows:


Skip counting	Equal groups	Repeated addition	Arrays	Facts
2, 4, 6, 8		$2 + 2 + 2 + 2$		$2 \times 4 = 8$ $4 \times 2 = 8$ $8 \div 4 = 2$ $8 \div 2 = 4$

Now do the same with $4 \times 5 = 20$.

Skip counting	Equal groups	Repeated addition	Arrays	Facts



Multiply the following:

24×3  $= (20 + 4) \times 3$ $= (20 \times 3) + (4 \times 3)$ $= 60 + 12$ $= 72$	a. 13×3	b. 18×3
c. 12×5	d. 21×3	e. 14×3
f. 25×3	g. 12×3	h. 15×5



Solve the following:

I bought 14 sweets for R3 each.
 My friend bought 12 sweets for R5 each.
 How much did we pay altogether for the sweets?



Teacher:

Sign:

Date:


11 12 13 14 15 16 17 18 19 20

Multiplication: threes up to 75

Term 3

What comes in threes?

The wheels of a tricycle.



How many wheels are on

1 tricycle?

2 tricycles?

3 tricycles?

4 tricycles?

5 tricycles?

6 tricycles?

7 tricycles?

8 tricycles?

9 tricycles?

10 tricycles?

Match the sum with the question on the left:

$$9 \times 3 = 27$$

$$7 \times 3 = 21$$

$$2 \times 3 = 6$$

$$4 \times 3 = 12$$

$$3 \times 3 = 9$$

$$5 \times 3 = 15$$

$$1 \times 3 = 3$$

$$10 \times 3 = 30$$

$$6 \times 3 = 18$$

$$8 \times 3 = 24$$



Complete the table.

Grouping	Multiply	Sharing	Divide
11 groups of 3	$11 \times 3 = 33$	Share 33 between 3	$33 \div 3 = 11$
15 groups of 3		Share 45 between 3	
25 groups of 3		Share 60 between 3	
12 groups of 3		Share 36 between 3	

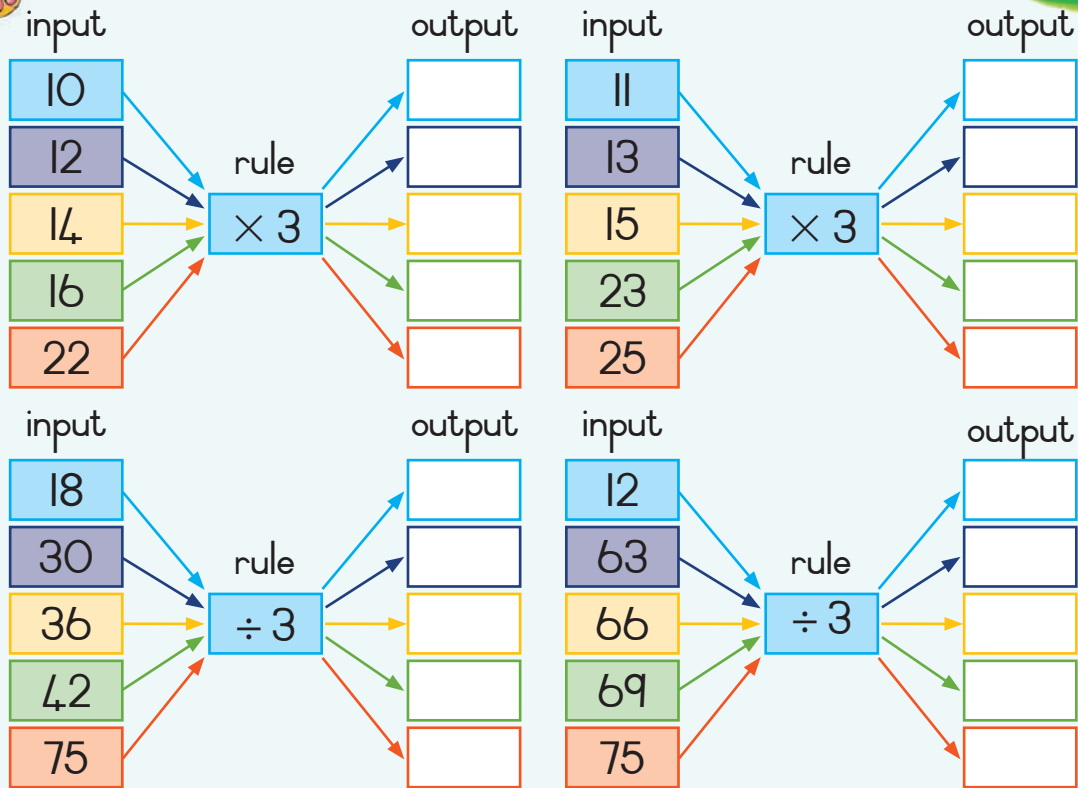


Complete the table.

Sharing	Divide
Share 37 between 3	$37 \div 3 = 12$ remainder 1
Share 74 between 3	
Share 49 between 3	
Share 68 between 3	



Complete the flow diagrams.



Complete the tables below:

\times	1	2	3	4	5	6	7	8	9	10	11	12	13	14	15
4	3	6													

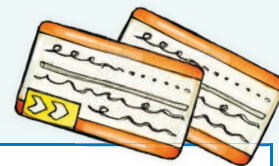
\times	16	17	18	19	20	21	22	23	24	25	26	27	28	29	30
4															

How did you work out the answers where the blocks are coloured blue?



Solve the following:

The entry fee was R3 for each child and 23 children entered the park. How much did they pay altogether?



Teacher:
Sign:
Date:

Multiplication: 2s, 3s and 4s up to 75

Term 3



How fast can you answer the following?

$1 \times 2 =$ _____	$5 \times 4 =$ _____	$5 \times 2 =$ _____	$2 \times 2 =$ _____
$6 \times 3 =$ _____	$4 \times 2 =$ _____	$2 \times 4 =$ _____	$7 \times 3 =$ _____
$8 \times 4 =$ _____	$2 \times 3 =$ _____	$7 \times 2 =$ _____	$9 \times 4 =$ _____
$3 \times 2 =$ _____	$4 \times 4 =$ _____	$10 \times 3 =$ _____	$1 \times 3 =$ _____
$3 \times 3 =$ _____	$9 \times 2 =$ _____	$6 \times 4 =$ _____	$10 \times 3 =$ _____



Look at what my friend did.

Discuss it.

$$5 \times 2 = 10$$

I started to show 5×2 as follows:


Skip counting	Equal groups	Repeated addition	Arrays	Facts
2, 4, ---	● ● ---	$2 +$ ---	— rows of 2 xx	$2 \times$ — = — $4 \times$ — = — — \div — = — — \div — = —

Now do the same with $8 \times 3 = 24$.

Skip counting	Equal groups	Repeated addition	Arrays	Facts

$$6 \times 4 = 24$$

Skip counting	Equal groups	Repeated addition	Arrays	Facts



Divide and test your answer.

$$63 \div 3$$

$$\begin{aligned}
 &= (60 + 3) \div 3 \\
 &= (60 \div 3) + (3 \div 3) \\
 &= 20 + 1 \\
 &= 21
 \end{aligned}$$

$$21 \times 3$$

$$\begin{aligned}
 &= (20 + 1) \times 3 \\
 &= (20 \times 3) + (1 \times 3) \\
 &= 60 + 3 \\
 &= 63
 \end{aligned}$$

a. $48 \div 5$

b. $64 \div 5$



Solve the following:

My friends and I have R63 altogether.
 We want to share it equally between the three of us.
 How much will each of us get?



Teacher: _____
 Sign: _____
 Date: _____

Number patterns: threes to 800

Term 3



Look at the numbers in the orange shaded blocks. What pattern do you see?

Count in threes from 703 to 799. What comes after 745 when you count in threes?

Count backwards in fives from 799 to 903. What comes before 766 when you count backwards?

701	702	703	704	705	706	707	708	709	710
711	712	713	714	715	716	717	718	719	720
721	722	723	724	725	726	727	728	729	730
731	732	733	734	735	736	737	738	739	740
741	742	743	744	745	746	747	748	749	750
751	752	753	754	755	756	757	758	759	760
761	762	763	764	765	766	767	768	769	770
771	772	773	774	775	776	777	778	779	780
781	782	783	784	785	786	787	788	789	790
791	792	793	794	795	796	797	798	799	800



Complete the number sequences.

703; 706; 709; _____; _____; _____ 799; 796; 793; _____; _____; _____




Add or subtract three.

$$a. 766 + 3 = 769$$

1. Add three to the given number. We did the first one for you.

b. 766 _____ c. 783 _____ d. 756 _____ e. 713 _____ f. 790 _____



2. Subtract three from the given number.

We have done the first one for you.

a. $766 - 3 = 763$

- | | | | | |
|--------|--------|--------|--------|--------|
| b. 763 | c. 789 | d. 756 | e. 713 | f. 799 |
|--------|--------|--------|--------|--------|

3. What happens when you add or subtract three to or from the numbers above?



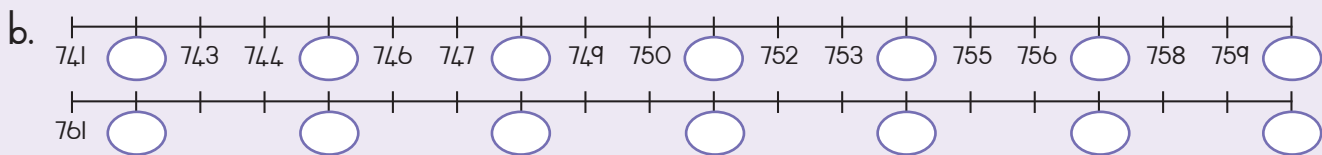
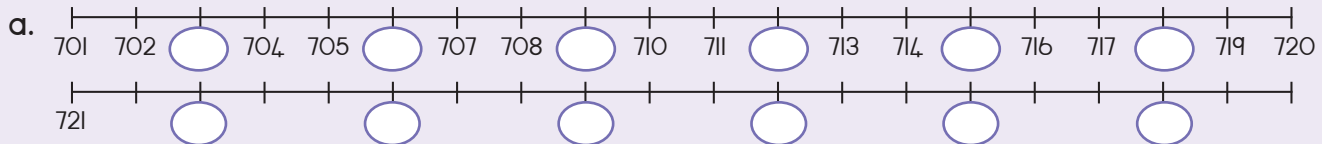
Look at the blue circles on the number board.

a. What do you notice about these circles? _____

- b. Extend the following number sequences:
- | | |
|------------------------------------|---|
| 779; 776; 773; _____; _____; _____ | 779; 782; 785; 788; _____; _____; _____ |
| 704; 707; 710; _____; _____; _____ | 773; 776; 779; _____; _____; _____ |
| 773; 776; 779; _____; _____; _____ | 779; 782; 785; _____; _____; _____ |



Fill in the correct number in each circle on these number lines.



I have a 3-digit number:

The first digit is 7, the next digit is two more than seven, and the last digit is seven less than seven.

Now count forward in threes from this number. What number do you get?



Teacher: _____
 Sign: _____
 Date: _____

Multiplication: fours up to 75

Term 3

What comes in fours?
The wheels of a car.



How many wheels are on

- 1 car?
- 2 cars?
- 3 cars?
- 4 cars?
- 5 cars?
- 6 cars?
- 7 cars?
- 8 cars?
- 9 cars?
- 10 cars?

Match the sum with
the question on the left:

- $9 \times 4 = 36$
- $7 \times 4 = 28$
- $2 \times 4 = 8$
- $4 \times 4 = 16$
- $3 \times 4 = 12$
- $5 \times 4 = 20$
- $1 \times 4 = 4$
- $10 \times 4 = 40$
- $6 \times 4 = 24$
- $8 \times 4 = 32$



Complete the table.

Grouping	Multiply	Sharing	Divide
12 groups of 4	$12 \times 4 = 48$	Share 48 between 4	$48 \div 4 = 12$
16 groups of 4		Share 64 between 4	
18 groups of 4		Share 72 between 4	
15 groups of 4		Share 60 between 4	

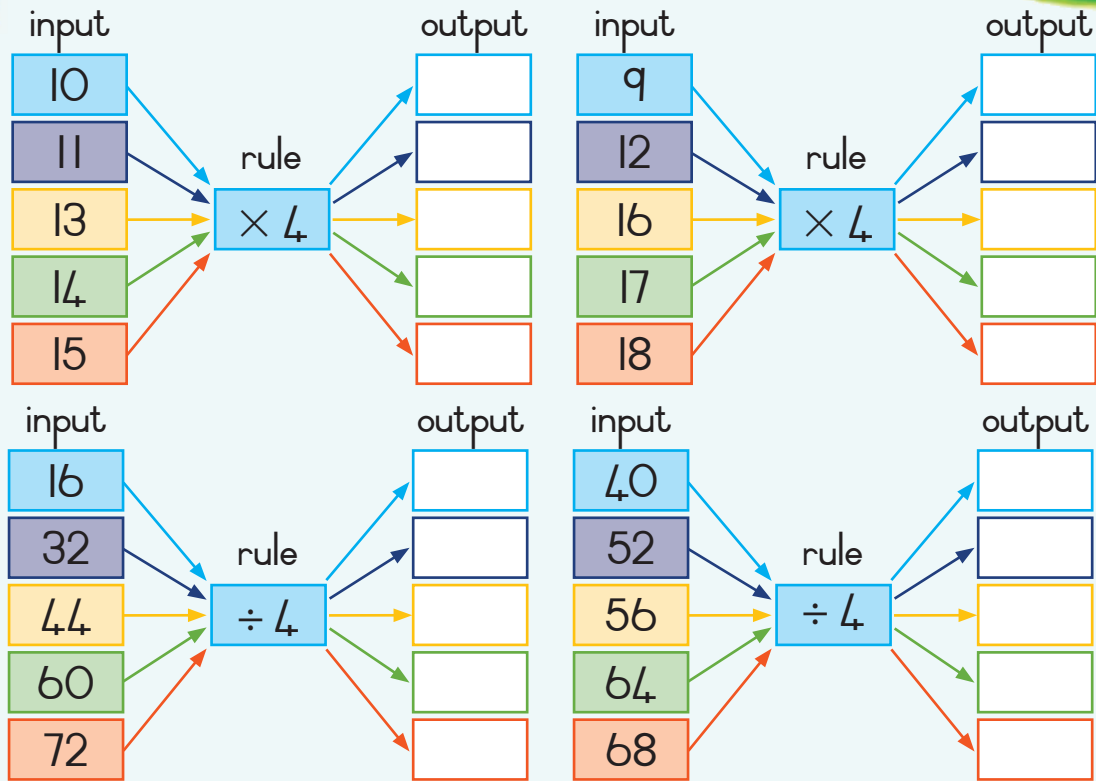


Complete the table.

Sharing	Divide
Share 35 between 4	$35 \div 4 = 8$ remainder 3
Share 55 between 4	
Share 70 between 4	
Share 75 between 4	



Complete the flow diagrams.



Complete the tables below:

\times	1	2	3	4	5	6	7	8	9	10	11	12	13	14	15
4															

\times	16	17	18	19	20	21	22	23	24	25	26	27	28	29	30
4															

How did you work out the answers where the blocks are coloured blue?



Solve the following:

I have R75.
How many small party gifts at R4 each can I buy?



Teacher:

Sign:

Date:

88

Date: _____

Number patterns: fours up to 800

Term 3



Look at the numbers in the orange shaded blocks. What pattern do you see?

Count in fours from 704 to 800. What comes after 736 when you count in fours?

Count backwards in fours from 800 to 704. What comes before 776 when you count backwards?

701	702	703	704	705	706	707	708	709	710
711	712	713	714	715	716	717	718	719	720
721	722	723	724	725	726	727	728	729	730
731	732	733	734	735	736	737	738	739	740
741	742	743	744	745	746	747	748	749	750
751	752	753	754	755	756	757	758	759	760
761	762	763	764	765	766	767	768	769	770
771	772	773	774	775	776	777	778	779	780
781	782	783	784	785	786	787	788	789	790
791	792	793	794	795	796	797	798	799	800



Complete the number sequences.

704; 708; 712; ____; ____; ____

724; 728; 732; ____; ____; ____



Add or subtract four

a. $764 + 4 = 768$

1. Add four to the given number. We have done the first one for you.


b. $764 + 4 =$ ____

c. $788 + 4 =$ ____

d. $754 + 4 =$ ____

e. $718 + 4 =$ ____

f. $794 + 4 =$ ____



2. Subtract four from the given number.
We have done the first one for you.

a. $764 - 4 = 760$

b. 768	c. 784	d. 752	e. 714	f. 798
--------	--------	--------	--------	--------

3. What happens when you add or subtract four to or from the numbers above?



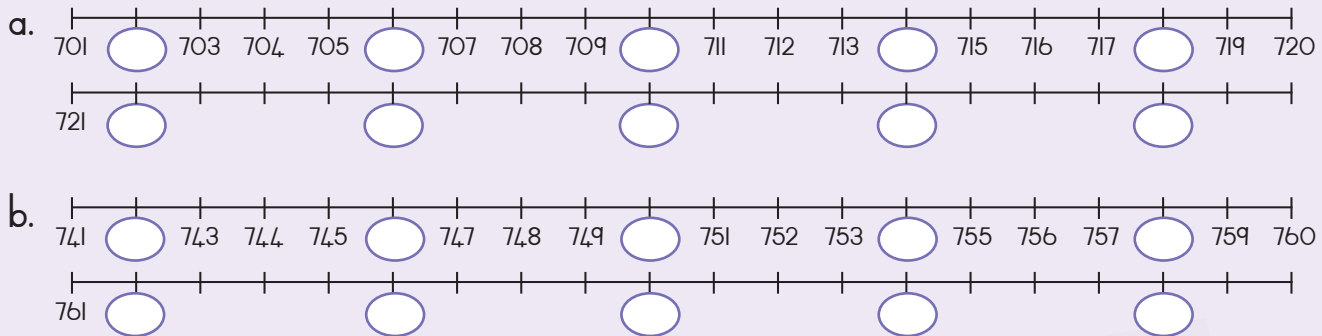
Look at the blue circles on the number board.

a. What do you notice about these circles? _____

- b. Extend the following number sequences:
- | |
|------------------------------------|
| 711; 715; 719; _____; _____; _____ |
| 703; 707; 711; _____; _____; _____ |
| 773; 777; 781; _____; _____; _____ |
| 783; 779; 775; _____; _____; _____ |
| 799; 795; 791; _____; _____; _____ |



Fill in the correct number in each circle on these number lines.



I have a 3-digit number.

The first digit is 7, the next digit is one more than seven, and the last digit is three less than seven.

Now count forward in fours from this number. What number do you get?



Teacher: _____
Sign: _____
Date: _____

Multiplication and division:

2s, 3s, 4s and 5s up to 75

Term 3



How fast can you answer the following?

$1 \times 2 =$ _____	$5 \times 3 =$ _____	$4 \times 2 =$ _____	$10 \times 2 =$ _____
$4 \times 3 =$ _____	$3 \times 2 =$ _____	$2 \times 2 =$ _____	$3 \times 3 =$ _____
$6 \times 4 =$ _____	$4 \times 3 =$ _____	$5 \times 3 =$ _____	$9 \times 4 =$ _____
$6 \times 5 =$ _____	$8 \times 3 =$ _____	$9 \times 4 =$ _____	$8 \times 5 =$ _____
$7 \times 3 =$ _____	$8 \times 5 =$ _____	$2 \times 5 =$ _____	$7 \times 5 =$ _____




Colour the blocks where the sum gives you a remainder.

$12 \div 2 = 6$	$13 \div 3 = 4 \text{ rem } 1$	$15 \div 5 =$ _____	$18 \div 5 =$ _____
$20 \div 4 =$ _____	$23 \div 4 =$ _____	$16 \div 3 =$ _____	$18 \div 3 =$ _____
$25 \div 2 =$ _____	$24 \div 2 =$ _____	$30 \div 2 =$ _____	$29 \div 2 =$ _____
$19 \div 3 =$ _____	$17 \div 3 =$ _____	$31 \div 5 =$ _____	$30 \div 5 =$ _____
$55 \div 5 =$ _____	$52 \div 5 =$ _____	$57 \div 3 =$ _____	$60 \div 3 =$ _____



How do you know that a number can be divided by:

- 3? If you add the digits of a number (e.g. 72 has the digits $7 + 2 = 9$) and you can divide that new number by 3 (e.g. 9 is divisible by 3).
- 2? _____
- 5? _____



Divide and test your answer.

$$65 \div 3$$

$$\begin{aligned}
 &= (60 + 5) \div 3 \\
 &= (60 \div 3) + (5 \div 3) \\
 &= 20 + 1 \text{ rem } 2 \\
 &= 21 \text{ rem } 2
 \end{aligned}$$

$$21 \times 3 + 2$$

$$\begin{aligned}
 &= (20 + 1) \times 3 + 2 \\
 &= (20 \times 3) + (1 \times 3) + 2 \\
 &= 60 + 3 + 2 \\
 &= 65
 \end{aligned}$$

a. $49 \div 5$

b. $65 \div 5$



Solve the following:

You need to go and do some research.
How do you know if a number is divisible by 4?





Properties of 3-D objects



Look at the pictures.

Talk about the surfaces of the objects using words such as flat and curved.



Look at the pictures and complete the sentences and questions.



a. The ball

_____.



b. Why doesn't the ball slide?




c. The cylinder

_____.

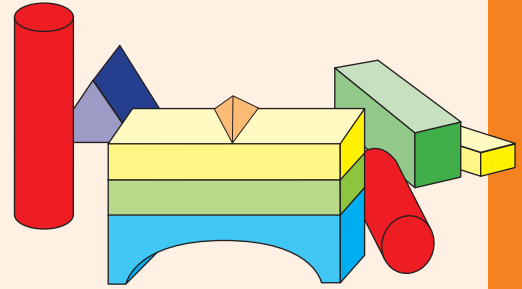
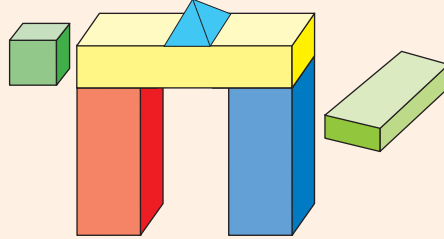
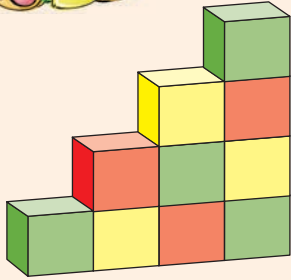


d. Can the cylinder also slide?



Name the objects used in each picture.




You only have to name each object once. Say if the object can roll or slide.



<hr/> <hr/>	<hr/> <hr/>	<hr/> <hr/>
-------------	-------------	-------------



Say if the 3-D objects have flat or curved surfaces.

		
<hr/>	<hr/>	<hr/>



Draw the following:

A box balancing on a cylinder.	A ball balancing on a cylinder.	A cylinder balancing on a box.
--------------------------------	---------------------------------	--------------------------------



Teacher: _____
Sign: _____
Date: _____

Date: _____

91

Fraction strip kits

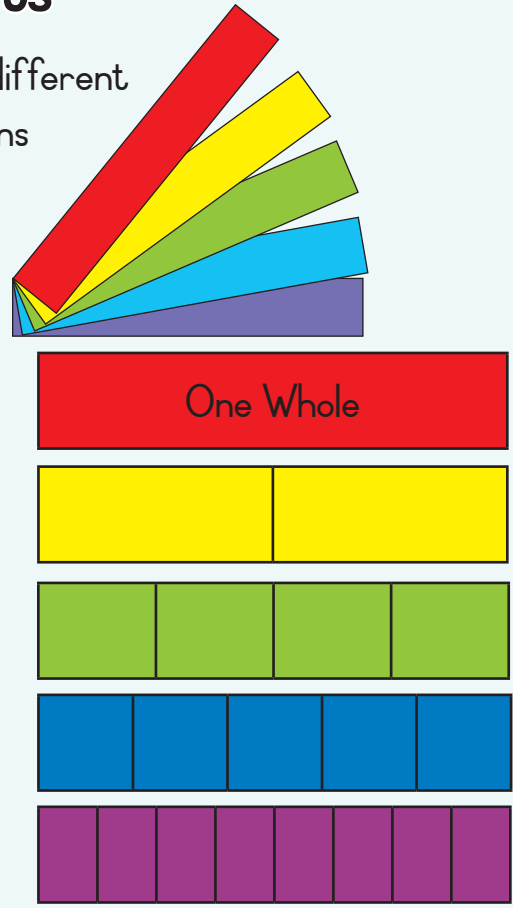
Materials: 5 strips of paper in different colours, Scissors, Pencils/Crayons

Term 3



Make the kit Cut-out 5

On one strip write the words: "One Whole"
 Take another strip and carefully fold it in half.
 Then open it up. How many equal parts do you have?
 Write $\frac{1}{2}$ on each half and cut along the folds.
 Take a third strip and fold it in half, then fold it in half again. Open it. How many equal parts do you have? Write $\frac{1}{4}$ on each fourth, and then cut along the folds.
 Now try and make two more strips, one showing fifths and the other eighths.



Use the fraction kit pieces to help you answer these questions.



How many fifths equal one whole? How many eighths equal one half?




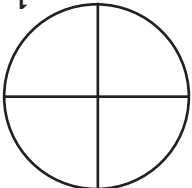

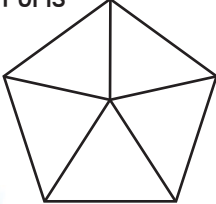
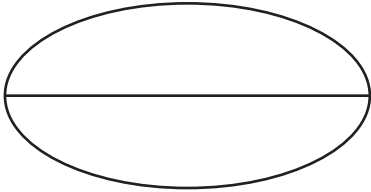

Fractions on a number line.

<p>This strip shows one whole.</p>	<p>This circle shows one whole.</p>
<p>Divide the strip into thirds.</p> <p>Colour one third.</p>	<p>Divide the circle into thirds.</p> <p>Colour one third.</p>





Colour the following:

One half 	Three quarters 	Two thirds 
Four fifths 	One half 	Five eighths 



Draw the following:

Three quarters using a square.	One half using a circle.	Two thirds using a triangle.
Four fifths using a circle.	Four eighths using a square.	Two thirds using a rectangle.



Prepare your kit

- Cut out each of the 6 circles in Cut-out 6.
- Cut five of the circles into pieces along the lines.
- Label each piece:
 - o On one side write the fraction of the whole hour.
 - o On the other side write the number of minutes in that fraction.



More fractions

Term 3



Write Yes or No

- A half is half of one whole
- A half of a half is one quarter
- A quarter is half of a half
- A half and two quarters make a whole
- A half and a quarter make three quarters



Share a pie

Sipho, Gugu, Andile and Lisa share one pie.



a. I am hungry!
I want half!

Sipho



Draw Sipho's share.

b. Okay! I'll have a quarter.

Gugu



Draw Sipho and Gugu's shares.

c. I will have half of what is left.

Andile



Draw Sipho, Gugu and Andile's share.

d. How much of the pie is left for me?

Lisa



Draw all their shares of the pie.



Share the shapes amongst the children.
Use a different colour or pattern for each child.
We have done the first one for you.

--	--	--	--



Four friends share 5 liquorice sticks equally.

How much will each one get?

What is the question?

What are the numbers?

Draw a picture.

Six friends share 9 liquorice sticks equally.

How much will each one get?

What is the question?

What are the numbers?


Draw a picture.



Sharing leading to fractions

Term 3

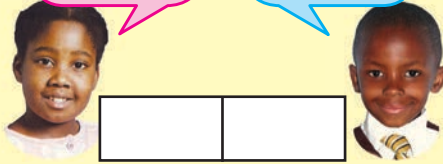
Here are 12 counters



We are two friends. We have only one container divided exactly in half.

We say this is one half.

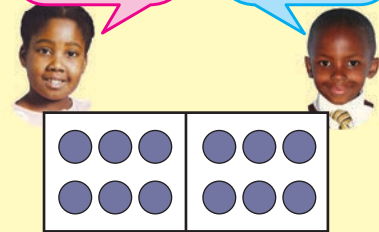
We say this is one half.



We share the twelve counters between the two of us.

I got six counters.

I got six counters.



Make a drawing of the following and answer the question.

Nine balls divided between three friends.



- How many balls will each girl get?
- What is the fraction each girl will get?

Twelve balls divided between four friends. Three of the friends are boys.




- How many balls will each girl get?
- What is the fraction each boy will get?




What fraction will Mandla get?
What fraction will Lisa get?

My name is Mandla.



- How many balls will Mandla and Lisa get?

My name is Lisa.



- How many balls will Mandla and Lisa get?



Sharing sweets.

Some friends share some sweets. They each get $\frac{1}{2}$ (half) of a packet.

a. How many packets do they need to share between:

4 friends? _____ 6 friends? _____ 9 friends? _____

b. How many friends can share:

4 packets? _____ 10 packets? _____ $3\frac{1}{2}$ packets? _____



Dancing skirts.

The mothers and grannies make dancing skirts.

For 1 skirt they need $2\frac{1}{2}$ metres (m) of fabric.

The fabric costs R6 a metre.

a. How many skirts can they make from?

5 m _____ 10 m _____

20 m _____ 25 m _____

b. How much fabric do they need to make?

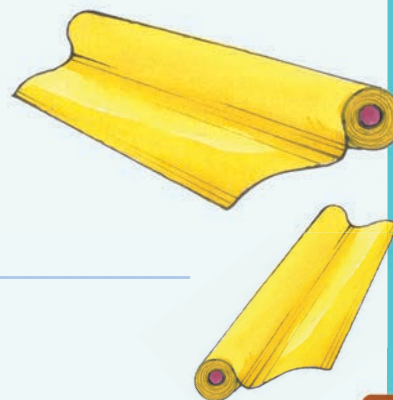
2 skirts _____ 3 skirts _____ 4 skirts _____

c. How much does the fabric cost to make?

1 skirt _____ 2 skirts _____ 3 skirts _____

d. How many skirts can they make for:

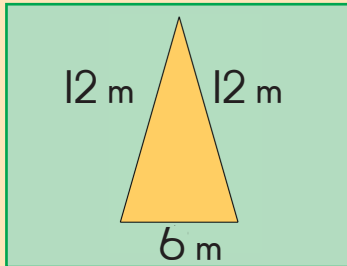
R450 _____ R825 _____ R180 _____



The distance around

Term 3

The word perimeter means the length or distance around an object.



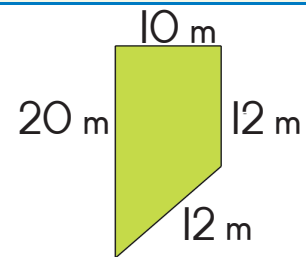
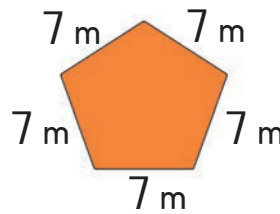
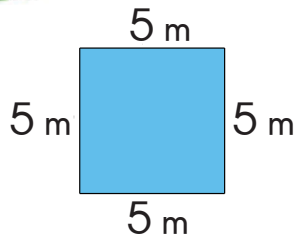
A farmer has a triangular plot of ground.

We can find the perimeter of the plot by adding up the lengths of the sides.

$$\text{Perimeter} = 12 \text{ m} + 12 \text{ m} + 6 \text{ m} = 30 \text{ m}$$



Find these perimeters.



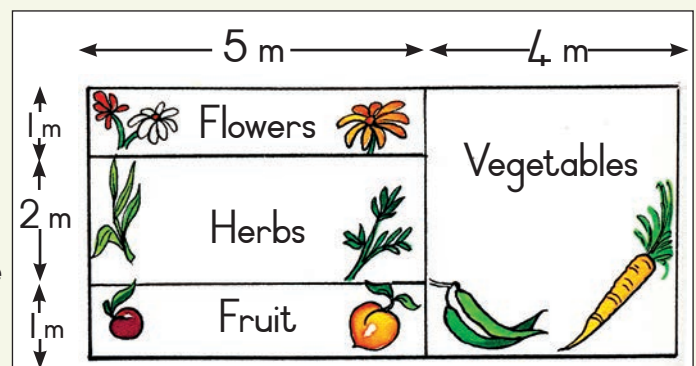
Veronica's garden.

Veronica draws a diagram of the garden she wants to plant.

- What is the perimeter of the area where she plants her herbs? _____
- Which two sections have the same perimeter? What is their perimeter?

_____ and _____ have a perimeter of _____ m.

- She needs a fence around the whole garden. The fencing costs R50 per meter. How much will the fence cost? _____





Plan your own garden.

Use grid paper from Cut-out 7 to plan your own garden. Show all the measurements and the crops you would like to grow.



Measuring circles.

Work with a partner.

Materials: 10 circular objects of different sizes like a plate, a glass, sticky tape, a bottle cap, string and scissors

1. Choose one of the round objects to measure with the string.
2. Cut a piece of string the exact length that just fits around the object.
3. Now take the same string and stretch it to reach across the circle. Count how many times it fits across.
4. Do the same with other circular objects.
5. Write what you notice.



The distance around a circle is called the **circumference**.



The distance across a circle is called the **diameter**.



Trading money

Play these games with a partner.

Materials:

R100

RIO

R1

10c

1c



R100s	R10s	R1s	10c	1c

Money Board (Cut-out 8), paper and pencil, two dice, play money (from Cut-out 9): R100 and RIO notes; R1, 10c and 1c coins.

Place the Money Board on the table.

The board has 5 sections which are, from left to right, R100, RIO, R1, 10 cents, and 1 cent. For this game we are using the first 3 columns.

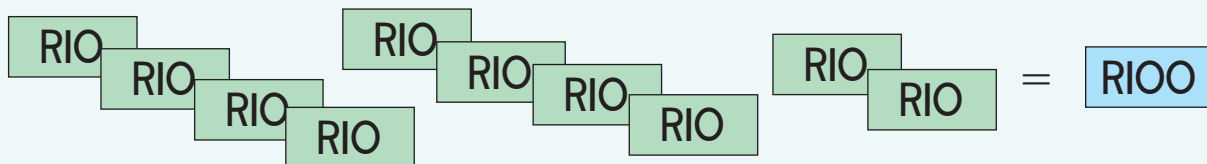


Add up to 100 Rand.


1. Each player takes a turn to roll the dice. Add the two numbers together.
2. Take that number of R1 coins and place them in the R1 section of your board.
3. As soon as you have ten R1 coins you must **trade** them for a RIO note.



4. The first one to collect ten RIO notes and trade them for a R100 note is the winner.



5. **Penalties:** If a player finishes the turn and forgets to trade ten R1 coins for one RIO note, and the other player catches the mistake, the penalty is R1. If a player forgets to trade ten RIO notes for one R100 note, he or she must pay RIO to the other player.



Subtract from R100 to R0.

Play the same game, except start with ten R10 notes, and subtract the sum of the numbers on the dice. The player who gets to R0 first is the winner.

R100s	R10s	R1s	10c	1c



Addition and Subtraction to R1 000.

Add the sum of the dice on each turn, and take that number of R10 notes. The first one to reach R1 000 is the winner. Or, start with R1 000, and on each turn subtract. The first player to reach R0 wins.



Adding up to R1.

Play the same as the first game, except this time when you roll the dice and find the sum, take the sum of the dice in 1 cent coins. When you have ten 1c coins, change them for a 10c coin. The first one who can change ten 10c coins for a R1 coin is the winner.



Subtract cents.

Start with R1, and subtract on each play. The first to get to 0 cents is the winner.



Teacher: _____

Sign: _____

Date: _____

11 12 13 14 15 16 17 18 19 20






Let's go shopping!



Hats for sale.

The shop sells hats at 5 different prices.



							Totals
Hat a 	R20	R20	R20	R20	R20	R20	R120
Hat b 	R25	R25	R25	R25	R25	R25	
Hat c 	R50	R50	R50	R50	R50	R50	
Hat d 	R75	R75	R75	R75	R75	R75	
Hat e 	R100	R100	R100	R100	R100	R100	

a. Find the value of the hats in each row.

b. MaZondo buys 1 of each kind of hat.


How much does she pay altogether? _____

c. Buti spends R450 altogether. He buys 1 hat for R100.

What other hats does he buy? Show 2 possible answers.

Check!
Compare!
Correct!

Answer 1	Answer 2



At the bakery.

Musa uses this recipe to make a sponge cake.



Sponge cake recipe

For the cake: 40 g of self-raising flour; 3 eggs; 50 g of icing sugar

For the filling: 140 ml cream

a. Work out how much Musa needs, to bake up to 6 cakes.

Cake	Flour	Eggs	Icing sugar	Cream
1	40 g	3	50 g	140 ml
2				
3				
4				
5				
6				

b. Tick (✓) the correct answer.

1 litre of cream can fill about: 10 cakes; 7 cakes; 8 cakes



Check!
Compare!
Correct!



Quick sums

$10 \times 7 =$	$10 \times 70 =$	$5 \times 7 =$	$5 \times 70 =$	$70 \times 2 =$
$12 \times 4 =$	$12 \times 8 =$	$6 \times 16 =$	$5 \times 9 =$	$50 \times 9 =$
$15 \times 3 =$	$15 \times 6 =$	$10 \times 4 =$	$8 \times 4 =$	$18 \times 4 =$



11 12 13 14 15 16 17 18 19 20

More about data



At the police station.

Five policemen do different jobs. Where are they now?

	At the desk	On patrol	In court
Serufe			x
Maria	x		
Sam	x		
Amos		x	
Dudu			x

Write the names of who is: At the desk? _____

On patrol? _____


In court? _____








Tree day



Five schools compete to see who can plant the most trees on Arbor Day.


 = 10 trees

Klipspruit	
Mthonjeni	
Sonskyn	
Thuthong	
Mosiba	

How many trees does each school plant?

Klipspruit	Mthonjeni	Sonskyn	Thuthong	Mosiba

How many trees did the schools plant altogether? _____




What kind of roof?

The Grade 3 class do a survey in their village.

They want to find out about the kinds of roofs on different houses.

They show their results in this block graph.

They draw 1 tick (✓) for each house they see.



Tiles	✓	✓	✓	✓	✓	✓					
Thatch	✓	✓	✓	✓	✓	✓	✓	✓	✓	✓	✓
Wood	✓	✓	✓	✓	✓	✓	✓	✓			
Iron	✓	✓	✓	✓	✓	✓	✓	✓	✓		

How many of each kind of roof do they see?

Tiles _____ Thatch _____ Wood _____ Iron _____

Which is the most popular kind of roof? _____

How many roofs do they count altogether? _____



Hat sizes

The boys at Juma school wear school caps.

The caps come in sizes 2, 3 and 4.



2	2	3	2	3	4	4	3	2	3	2	3
4	2	2	3	3	3	2	2	2	3	4	4
2	3	2	3	4	2	4	4	3	4	2	2
2	2	3	3	3	4	2	2	2	3	3	4
4	2	2	2	3	4	2	4	4	3	2	

Count how many learners wear each size of cap.

2 _____ 3 _____ 4 _____

Which is the most common size? _____

Check!
Compare!
Correct!

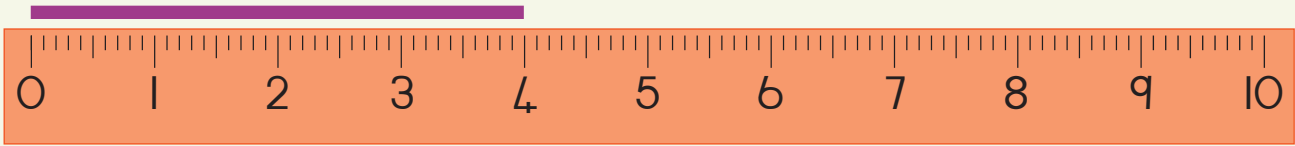
Teacher: _____
Sign: _____
Date: _____

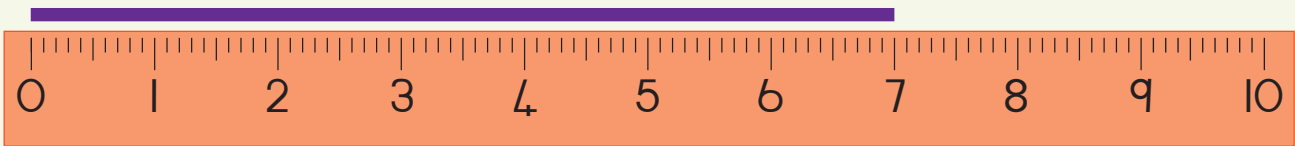
Working in centimetres

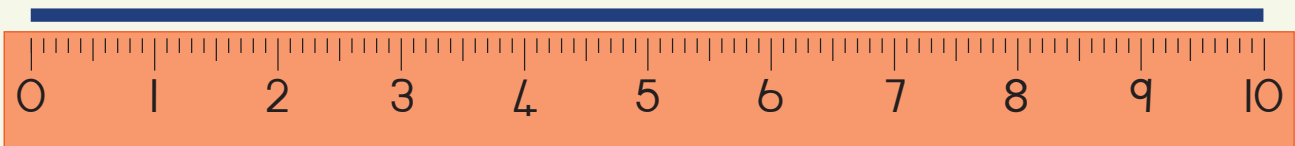
Term 4



How long is the coloured line?









First estimate and then measure the lines.
Complete the table.

Line	Estimation	Measurement	Difference between estimation and measurement





Use a ruler to draw the following lines.

a. 10 cm

b. 7 cm

c. 15 cm



Say if you will measure the following in metres or centimetres.

- The length of a book _____
- The height of a door _____
- The length of a pencil _____
- Your height _____
- The length of your finger _____

Remember the shorter words (abbreviations) we use to write centimetre (cm) and metre (m).



During the year you used your ten colouring pencils. The length of your pencils was 15 cm before you used them.

After you used it your red pencil is 7 cm, blue 5 cm, green 6 cm, yellow 11 cm, purple 12 cm, orange 9 cm, brown 14 cm, black 8 cm, pink 13 cm and white 15 cm.



- Which pencil did you use the most? _____
- Which pencil did you use the least? _____
- Write the length of your pencils from the shortest to the longest _____



Teacher: _____
Sign: _____
Date: _____

11 12 13 14 15 16 17 18 19 20

98

Date: _____

Numbers 700 to 800

Term 4



Count and write.

a. Use the following chart to help you count from 700 – 800. Say the numbers out aloud as you count.

700



701			704					710
						718		
	722							
				736				
741								749
						758		
		773						
						788		790
	792			795				800

b. Write the missing numbers in the grid above.

c. Write the 10 numbers that come after 750.

750; _____; _____; _____; _____; _____; _____; _____; _____; _____; _____

d. Write the next 8 numbers in the 2s pattern.

762; 764; 766; _____; _____; _____; _____; _____; _____

e. Write all the numbers in 2s pattern from 751 to 773.

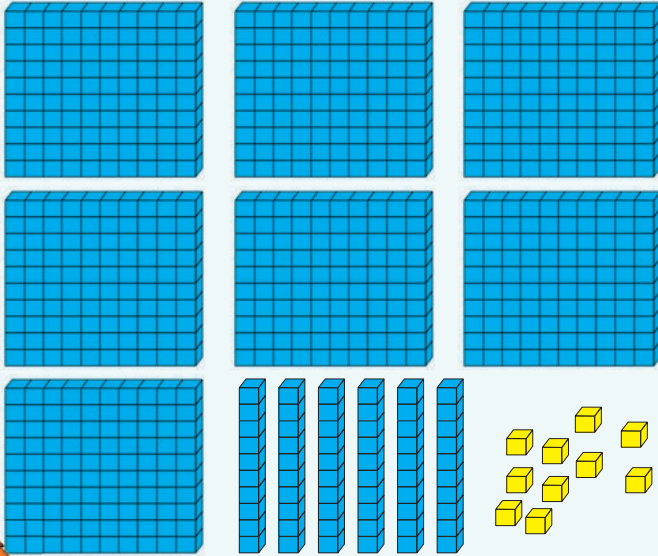
751; _____; _____; _____; _____; _____; _____; _____; _____; _____; 773

f. Write the next 8 numbers in the 5s pattern.

751; 756; 761; _____; _____; _____; _____; _____; _____



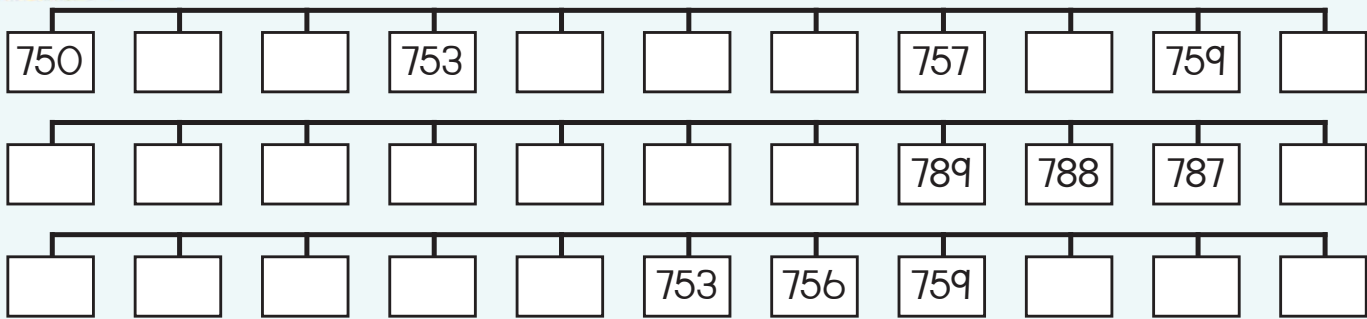
How many blocks do you count?



How did you count the blocks?



Complete the number lines.



Complete the table.

Write from smallest to biggest.

Write from biggest to smallest.

776, 772, 779, 770, 778		
736, 703, 730, 713, 703		



Write the following in words.

788	
-----	--

Teacher: _____

Sign: _____

Date: _____

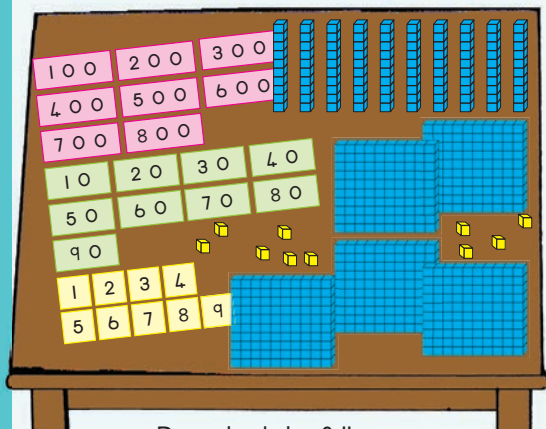


qq

Date: _____

More numbers 700 to 800

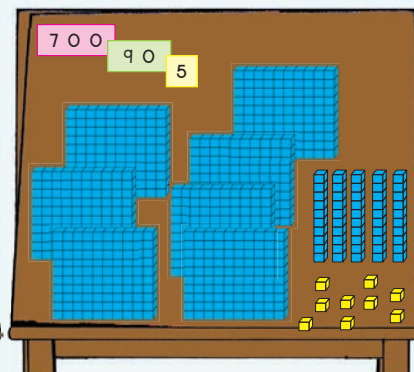
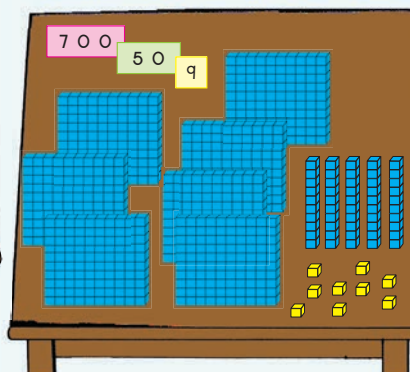
Term 4



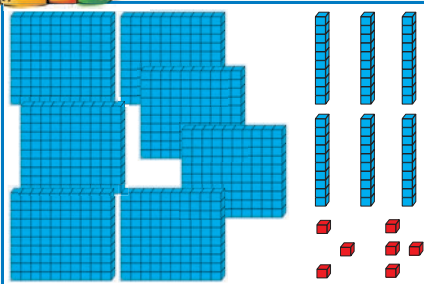
Peter had the following place value cards and base ten blocks.

The teacher asked Peter to show 759 with his cards and blocks.

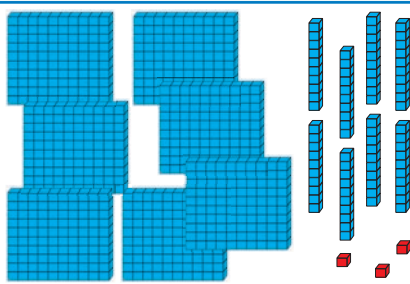
This is what Ben showed. What did he do wrong?



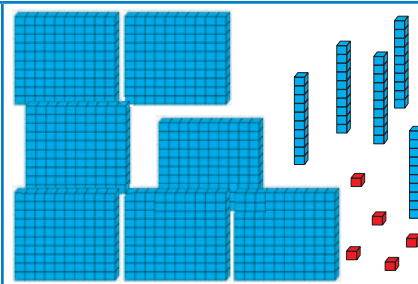
Write a number sentence and then the answer.



$$700 + 60 + 7 = 767$$



--	--



--	--




Write a number sentence and then the answer.

700 90 9

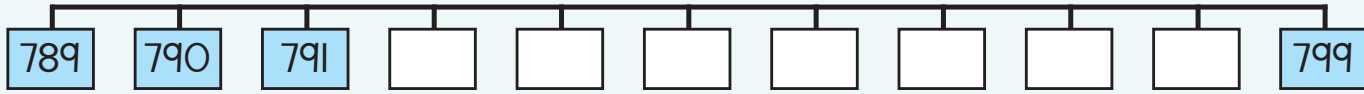
$700 + 90 + 9$
=

500 50

60 5



Complete the number line.



Write all the numbers smaller than 795. _____

Write all the numbers bigger than 795. _____



Fill in $<$, $>$ or $=$.

a. 799 _____ 766

b. 745 _____ 750

c. $700 + 90 + 7$ _____ 767



Break up your number.

a. Build each number with your cards.

b. Write the value for each digit. Now do these: Break up your number.

790	
689	
699	
755	
690	

Example: 799

700

90

9

799

$799 = 700 + 90 + 9$



Write the number names.

668	
757	
799	
742	
691	



Date: _____

100

Numbers 800 to 900

Term 4



Count and write.

a. Use the following chart to help you count from 800 – 900. Say the numbers out aloud as you count.



800

801			804					810
						818		
	822							
				836				
841							849	
						858		
		873						
						888		890
	892		895					900

b. Write the missing numbers in the grid above.

c. Write the 10 numbers that come after 800.

800; _____; _____; _____; _____; _____; _____; _____; _____; _____

d. Write the next 8 numbers in the 2s pattern.

852; 854; 856; _____; _____; _____; _____; _____; _____

e. Write all the numbers in the 2s pattern from 807 to 829.

807; _____; _____; _____; _____; _____; _____; _____; _____; _____; 829

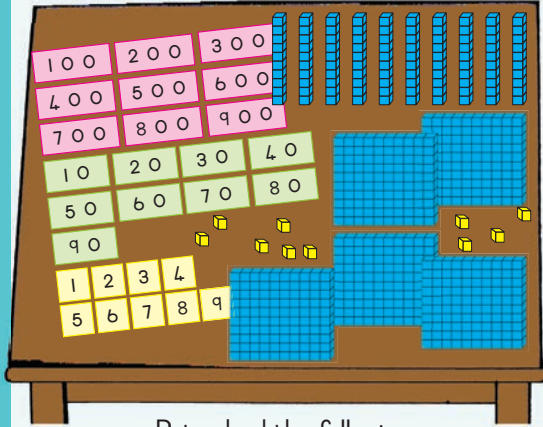
f. Write the next 8 numbers in the 5s pattern.

834; 839; 844; _____; _____; _____; _____; _____; _____



More numbers 800 to 900

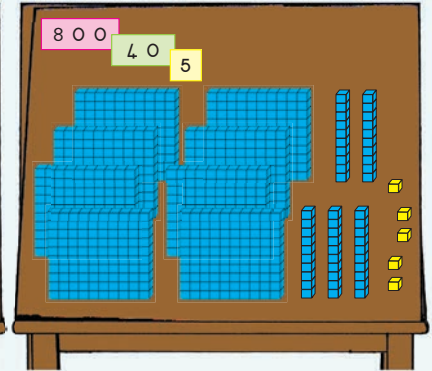
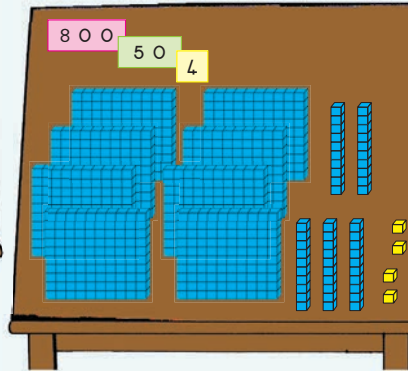
Term 4



Peter had the following place value cards and base ten blocks.

The teacher asked Peter to show 854 with his cards and blocks.

This is what Ben showed. What did he do wrong?



Write a number sentence and then the answer.

$800 + 80 + 5 = 885$

$800 + 50 + 4 = \quad$

$800 + 40 + 5 = \quad$



Write a number sentence and then the answer.

800 50 2


$800 + 50 + 2 = \quad$

800 90 7

$800 + 90 + 7 = \quad$

800 3

$800 + 3 = \quad$



Complete the number line.



Write all the numbers smaller than 894. _____

Write all the numbers bigger than 894. _____



Fill in $<$, $>$ or $=$

a. 899 _____ 898

b. 802 _____ 820

c. $900 + 70 + 5$ _____ 785



Break up your number.

a. Build each number with your cards.

b. Write the value for each digit. Now do these: Break up your number.

890	
889	
802	
855	
840	

Example: 876

8	0	0
7	0	
		6
8	7	6

876 = 800 + 70 + 6



Write the number names.

889	
825	
803	
830	
899	



Weighing things

Term 4



Look at the following pictures and answer the questions.



- Is the 1 kg washing powder, lighter or heavier than the 2 kg washing powder?

- What is lighter: The 500 g breakfast cereal or the 200 g of biscuits?

- What is heavier: The 100 g skin care cream or the 1 kg packet of samp?



How much do we weigh all together?

I weigh 25 kg, my friend 29 kg and my brother 4.5 kg.

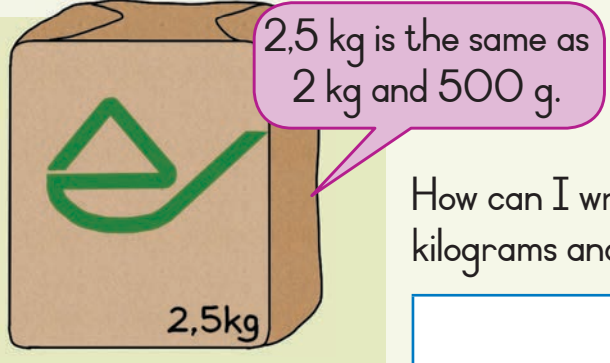
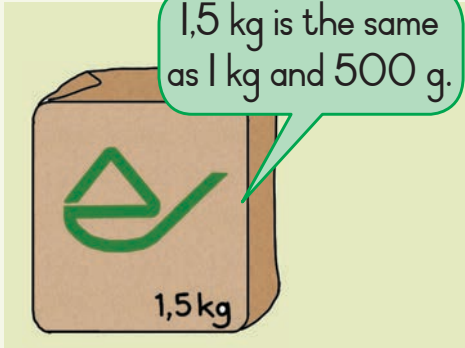


How much do the products weigh together?

The first product weighs 1 kg 500 g, the second product 3 kg 500 g and the last product 2 kg 500 g.



Look at the pictures and answer the questions.



How can I write 3,5 kg as kilograms and grams?



Complete the table.

Your teacher will give you five objects to look at. Estimate their weight and then measure it.

Object	Estimation	Measurement	Difference between estimation and measurement



How much do the products weigh together?

The first product weighs 2 kg 500 g, the second product 1 kg 500 g and the last product 3 kg 500 g.



Teacher: _____

Sign: _____

Date: _____

Let's weigh some more

Mass is the measure of how much stuff or matter there is in an object. The more there is, the harder it is to move it.

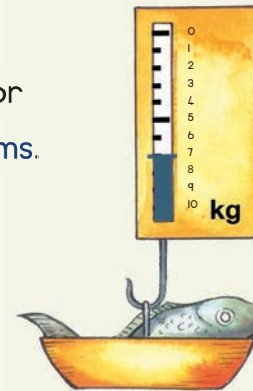

Weight is a measure of the force of gravity pulling on that matter. Gravity is less on the moon so things weigh less there.

On earth for everyday purposes we use the same measures for both mass and weight. We measure mass in kilograms and grams.

Different scales

We use different kinds of scales to measure mass and weight. We measure mass with a balance and weight with a spring scale.

A litre of water has a mass of 1 kg.



This fish has a weight of 7 kg.




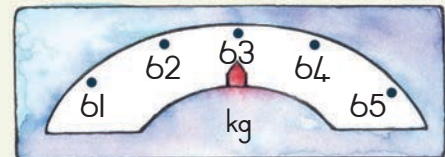
Find their weight

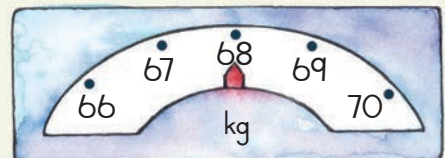
Write the weight in kg shown on each of these spring scales.

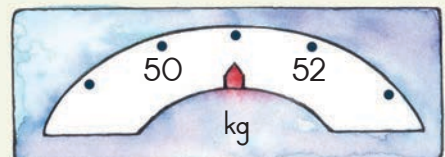















We use grams to measure the mass of smaller or lighter objects and to measure fractions of a kilogram.


$$1\ 000\ \text{g} = 1\ \text{kg}$$

On this spring scale, each small line is 10 grams of weight. The tomatoes weigh 320 grams.



How much do they weigh?

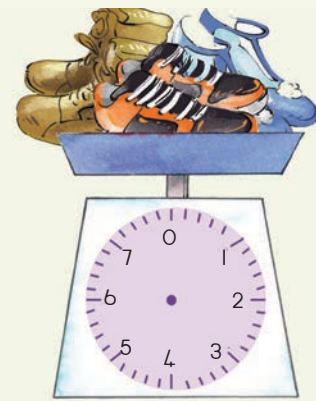
Draw where the arrow on the scale must go each time.



7 kg



4 kg



6 kg



Make a kilogram.

Add on to make 1 kg (1 000 g).

a. $125\ \text{g} + 250\ \text{g} + 125\ \text{g} + \underline{\hspace{2cm}}\ \text{g} = 1\ 000\ \text{g}\ (1\ \text{kg})$

b. $50\ \text{g} + 30\ \text{g} + 240\ \text{g} + 60\ \text{g} + 100\ \text{g} + \underline{\hspace{2cm}} = 1\ \text{kg}$

c. $57\ \text{g} + 46\ \text{g} + 243\ \text{g} + 334\ \text{g} = \underline{\hspace{2cm}} = 1\ 000\ \text{g}\ (1\ \text{kg})$

d. $50\ \text{g} + 90\ \text{g} + 160\ \text{g} + \underline{\hspace{2cm}} = 1\ 000\ \text{g}\ (1\ \text{kg})$



Teacher: _____
Sign: _____
Date: _____


Numbers 900 to 1 000

Count and write.

Term 4



a. Use the following chart to help you count from 900 – 1 000. Say the numbers out aloud as you count.



900

901	903							910
						919		
	943			878				
981								
991							999	

- b. Write the missing numbers in the grid above.
 c. Write the 10 numbers that come after 900.

900; _____; _____; _____; _____; _____; _____; _____; _____; _____; _____

- d. Write the next 8 numbers in the 2s patterns.

946; 948; 950; _____; _____; _____; _____; _____; _____; _____

- e. Write all the numbers in the 2s pattern from 945 to 967.

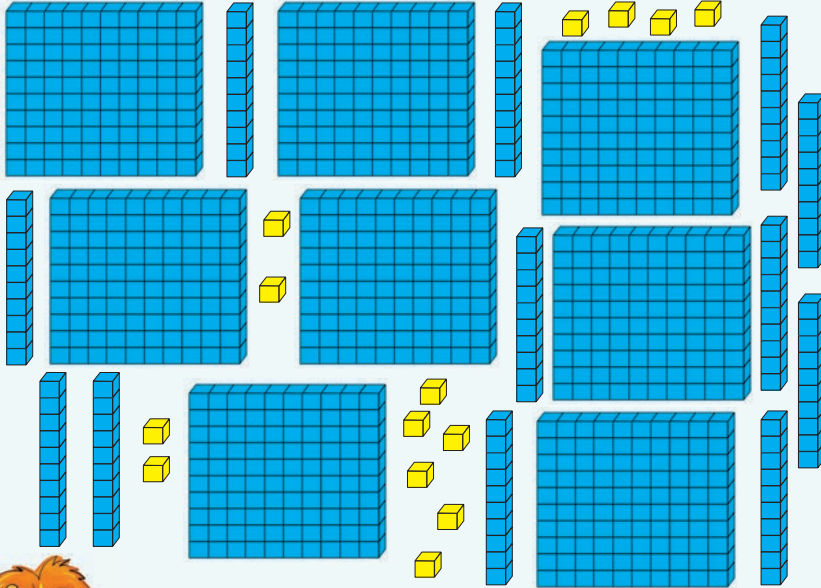
945; _____; _____; _____; _____; _____; _____; _____; _____; _____; 967

- f. Write the next 8 numbers in the 5s pattern.

936; 941; 946; _____; _____; _____; _____; _____; _____; _____



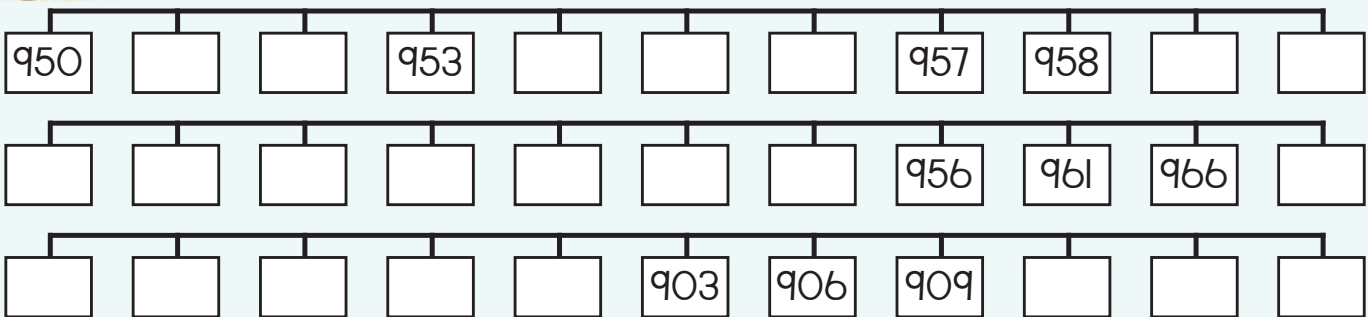
How many blocks do you count?



How did you count the blocks?



Complete the number lines.



Complete the table.

Write from smallest to biggest.

Write from biggest to smallest.

936, 933, 935, 931, 937		
978, 907, 970, 917, 971		



Write the following in words.

695	
-----	--

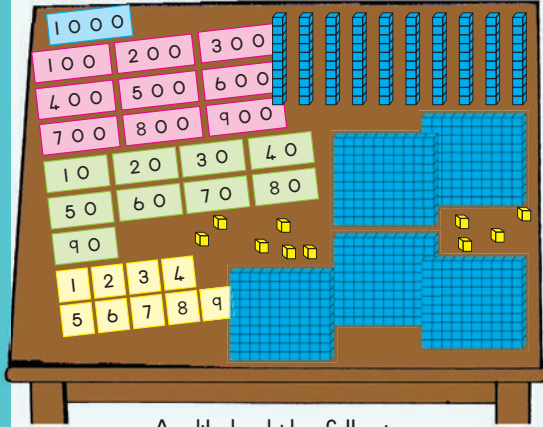
Teacher: _____

Sign: _____

Date: _____

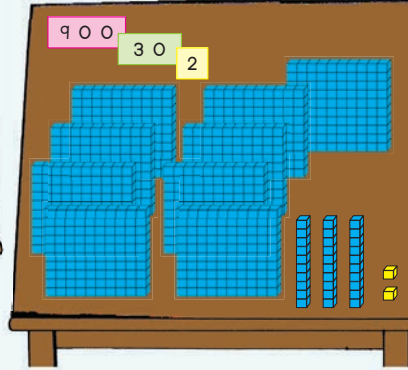
More numbers 900 to 1000

Term 4

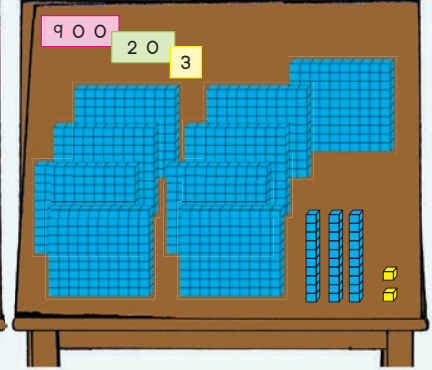


Andile had the following place value cards and base ten blocks.

The teacher asked Andile to show 932 with his cards and blocks.



This is what Gugu showed. What did she do wrong?



Write a number sentence and then the answer.

$900 + 80 + 4 = 984$



Write a number sentence and then the answer.


900 90 9

$900 + 90 + 9$

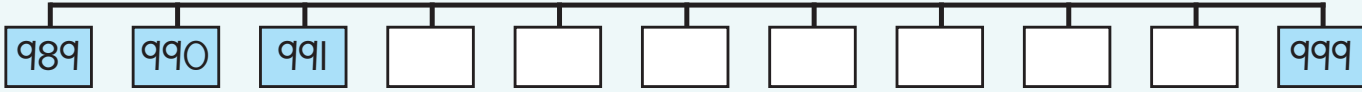
=

900 20

900 8



Complete the number line.



Write all the numbers smaller than 995. _____

Write all the numbers bigger than 995. _____



Fill in $<$, $>$ or $=$.

a. 999 _____ 7998

b. 957 _____ 975

c. $900 + 60 + 1$ _____ 961



Break up your number.

a. Build each number with your cards.

b. Write the value for each digit. Now do these: Break up your number.

922	
959	
980	
907	
931	

Example: 984

9	0	0
8	0	
	4	
9	8	4
984	$900 + 80 + 4$	



Write the number names.

976	
905	
950	
821	
909	

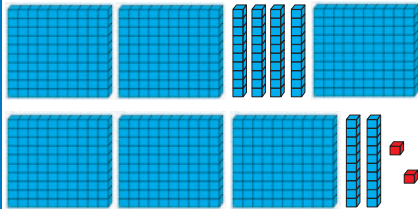


Addition and subtraction to 999

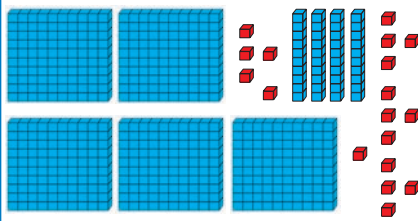
Term 4



Write a number sentence for each.



Explain how you counted the blocks.



Explain how you counted the blocks.




Use the example to guide you.

50	50	double 50 is 100	300	300	
200	200		3	3	



Use near doubles to solve the following.
Use the example to guide you.

a. $43 + 44 =$	double $43 + 1$	$43 + 43 + 1 = 87$
b. $81 + 41 =$		
c. $40 + 41 =$		
d. $66 + 67 =$		



Use doubles or near doubles
to solve the following.
Use the example to guide you.

a. Double 340
 $= 340 + 340$
 $= \text{Double } 340$
 $= 300 + 300 + 40 + 40$
 $= 600 + 80$
 $= 680$

b. $340 + 341$
 $= \text{Double } 340 + 1$
 $= 300 + 300 + 40 + 40 + 1$
 $= 600 + 80 + 1$
 $= 681$

c. $470 + 470$

d. $461 + 462$



Solve the following:



The Grade 2s have a collection of 360 marbles.

The Grade 3s have 216 fewer marbles than the Grade 2s.

How many marbles do the Grade 3s have?



Teacher: _____
 Sign: _____
 Date: _____

About the house

Term 4



Baking day.

Aunt Phindi bakes bread in her oven.
Show the time on these watches.




She puts the bread in at a **quarter past 4**.

She takes the bread out at **five past five**.



How long does the bread take to bake? _____

Ann's mother uses a microwave oven. It is much quicker.



It is now 16:30. Look at the cooking time set on the microwave oven dial.

When will the bread be ready? _____

How much quicker is the microwave oven than the other oven?
_____ minutes.



Morning jobs.



On Saturday morning Musa and Palesa help their mother in the house. How long does each task take?

	Start	End	How long?
Make breakfast	6:15	6:40	
Wash dishes	7:20	8:05	
Clean the kitchen	8:20	9:15	
Clean the bathroom	10:00	10:25	
Clean the bedrooms	11:30	12:15	



Water the garden.

A hosepipe can use up to 30 litres of water in 1 minute!

How many litres of water can a hosepipe use in:

2 minutes _____ litres.

2 $\frac{1}{2}$ minutes _____ litres

5 minutes _____ litres








10 minutes _____ litres.



Cooking curry.

Babu's father makes and sells curry. In one week, he uses 750 ml of oil.

He writes down how much oil he uses each day.

Mon	Tues	Wed	Thurs	Friday	Sat	Sun
 98 ml	 122 ml	 108 ml	 117 ml	 109 ml	 135 ml	 ?

a. How many millilitres (ml) of oil does he use from Monday to Saturday?
_____ ml

b. How many millilitres (ml) of oil does he use on Sunday? _____ ml

c. One 750 millilitres (ml) bottle of oil costs R18,50.

How much do 4 bottles cost? _____.



Check!
Compare!
Correct!



Working with money

Term 4



Count coins and notes.

$10 \times \text{10c} = \text{R} \underline{\hspace{1cm}}$	$20 \times \text{10c} = \text{R} \underline{\hspace{1cm}}$	$50 \times \text{10c} = \text{R} \underline{\hspace{1cm}}$
$10 \times \text{20c} = \text{R} \underline{\hspace{1cm}}$	$20 \times \text{20c} = \text{R} \underline{\hspace{1cm}}$	$50 \times \text{20c} = \text{R} \underline{\hspace{1cm}}$
$10 \times \text{50c} = \text{R} \underline{\hspace{1cm}}$	$20 \times \text{50c} = \text{R} \underline{\hspace{1cm}}$	$50 \times \text{50c} = \text{R} \underline{\hspace{1cm}}$
$10 \times \text{R1} = \text{R} \underline{\hspace{1cm}}$	$20 \times \text{R1} = \text{R} \underline{\hspace{1cm}}$	$50 \times \text{R1} = \text{R} \underline{\hspace{1cm}}$
$10 \times \text{R5} = \text{R} \underline{\hspace{1cm}}$	$20 \times \text{R5} = \text{R} \underline{\hspace{1cm}}$	$50 \times \text{R5} = \text{R} \underline{\hspace{1cm}}$
$100 \times \text{10c} = \text{R} \underline{\hspace{1cm}}$	$100 \times \text{50c} = \text{R} \underline{\hspace{1cm}}$	$100 \times \text{R5} = \text{R} \underline{\hspace{1cm}}$
$100 \times \text{20c} = \text{R} \underline{\hspace{1cm}}$	$100 \times \text{R1} = \text{R} \underline{\hspace{1cm}}$	



A train journey.

Kgethi and her 3 children go on the train.
 Adults and children pay the same.
 Kgethi pays with these notes.



She gets R30 change.

What is the price of 1 ticket? Tick (✓) the correct answer:

- a. R90 _____ b. R32 _____ c. R80 _____ d. R4,50 _____



Check!
Compare!
Correct!



Sandile's spaza shop.

Sandile keeps a record of his earnings in a table.

First he estimates his daily income and then he calculates his daily income exactly. **Income** is the money we earn or receive. Help Sandile to complete his calculations in the table below. Write your answers in the table:

		Estimate	Total
Monday	$R50 + R75 + R200 + R350 + R25$		
Tuesday	$R25 + R175 + R50 + R320 + R90$		
Wednesday	$R50 + R75 + R200 + R350 + R25$		
Thursday	$R120 + R55 + R180 + R245 + R25$		
Friday	$R60 + R150 + R140 + R200 + R125$		
Saturday	$R50 + R75 + R200 + R350 + R25$		
Sunday			



Work out the change.

To work out your change you can add on from what the things cost to how much money in notes you hand over.

Example:

Palesa buys food for R87,50
She pays with a R200 note.
What is her change?

$$\begin{array}{ccccccc}
 & + 50c & + R2 & + R10 & + R100 & & \\
 \text{R}87,50 & \text{R}88 & \text{R}90 & \text{R}100 & \text{R}200 & & \\
 & 50c + R2 + R10 + R100 = & \text{R}112,50 & & & & \\
 & & \text{change} & & & &
 \end{array}$$

Use number lines to help you work out the change.

Cost: R229,40

Pay with:



Cost: R305,60

Pay with:



11 12 13 14 15 16 17 18 19 20

More addition and subtraction to 999

Term 4



Let us solve the problem.

Gugu collected 234 stickers.
Mandla gave her 501 more stickers.
How many stickers does she have now?

What is the question?
How many stickers does she have now?


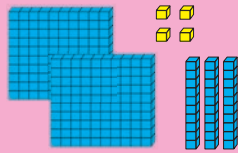
What is the key word? *more*

What are the numbers? 234 and 501

Let us show this with our base ten blocks.



This is what Lisa did to solve Gugu's problem.



This is what Aakar did. He made a drawing.



How is Lisa's placing of her base ten blocks similar to Aakar's drawing.

Use the number in the problem to solve it below using two methods you have learnt so far.

Method 1

Method 2



Morning jobs.

Thembi collects items for the schools recycling projects. She collected 624 plastic bottles and 268 tin cans. How many items has she collected?

What is the question? _____

What are the numbers?	What is the key word? Tick the correct answer. The key word tells us to: <input checked="" type="checkbox"/> Add <input type="checkbox"/> Subtract
Make a drawing.	Use your own method to solve the problem.

The shop had 900 packets of sugar. After selling some packets, they had 659 packets of sugar left. How many packets did they sell?

What is the question? _____

What are the numbers?	What is the key word? Tick the correct answer. The key word tells us to: <input checked="" type="checkbox"/> Add <input type="checkbox"/> Subtract
Make a drawing.	Use your own method to solve the problem.



Addition and subtraction to 999 again

Look at the diagrams and describe it.

Term 4

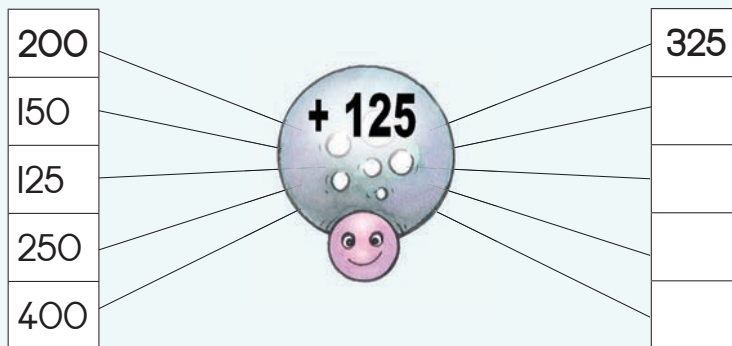



Complete the following:

- | | |
|------------------------|--------------------------|
| a. $223 + 223 =$ _____ | e. $117 + 117 =$ _____ |
| b. $160 + 160 =$ _____ | f. $450 + 450 =$ _____ |
| c. $115 + 115 =$ _____ | g. $112 +$ _____ $= 224$ |
| d. $315 + 315 =$ _____ | h. $116 +$ _____ $= 232$ |

Write the numbers

- | | |
|------------------------------|-------------------------|
| a. 12 more than 523 is _____ | e. 537 less 29 is _____ |
| b. 15 less than 540 is _____ | f. Half of 300 is _____ |
| c. 20 more than 576 is _____ | g. Double 420 is _____ |
| d. 60 less than 590 is _____ | h. Half of 600 is _____ |





What makes a 1000?

a. $200 + 150 + 50 + \square = 1000$	e. $25 + \square + 900 = 1000$
b. $1000 = 560 + \square + 400$	f. $\square + 700 + 50 = 1000$
c. $670 + \square = 1000$	g. $1000 = 420 + \square + 500$
d. $910 + 40 + \square = 1000$	h. $\square + 30 + 900 = 1000$

Find the + and - number families

Example: $125 + 600 = 725$ $725 - 125 = 600$ $725 - 600 = 125$



$123 + 77 = \square$	$\square - 77 = 123$	$\square - 123 = 77$
$650 + \square = 800$	$800 - 650 = \square$	$\square + 650 = 800$
$1000 - 250 = \square$	$1000 - \square = 250$	$250 + \square = 1000$
$56 + \square = 300$	$300 - \square = 56$	$\square + 56 = \square$
$820 + \square = 1000$	$1000 - \square = 820$	$1000 - 820 = \square$

Check!
Compare!
Correct!

Add and take away tens and hundreds

a. Tens and hundreds



$78 + 10 =$	$149 + 10 =$	$456 + 100 =$	$987 + 10 =$
$636 + 100 =$	$801 + 100 =$	$727 + 100 =$	$612 + 10 =$
$456 - 10 =$	$749 - 100 =$	$829 - 100 =$	$987 - 10 =$
$875 + 10 =$	$709 - 100 =$	$815 + 10 =$	$903 - 100 =$

b. Whole tens (Multiples of 10)

$150 - 30 =$	$190 - 60 =$	$175 - 50 =$	$990 - 80 =$
$210 + 90 =$	$335 + 60 =$	$660 + 50 =$	$812 + 60 =$
$256 - 50 =$	$320 - 30 =$	$785 - 60 =$	$999 - 90 =$
$567 + 37 =$	$671 + 90 =$	$832 + 80 =$	$928 + 80 =$

Solve the following:

$925 + 53 = \square$ $571 + 202 = \square$ $786 + 75 = \square$ $903 + 95 = \square$

11 12 13 14 15 16 17 18 19 20




Measurement puzzles

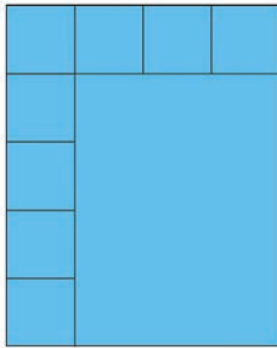
Term 4



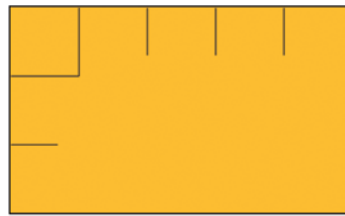
Find the area

How many squares this size  do you need to completely cover each figure? Use your own way to work it out. You can draw squares on the pictures to help you work it out.

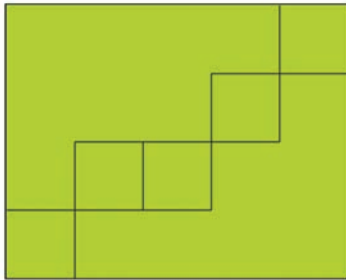
a.



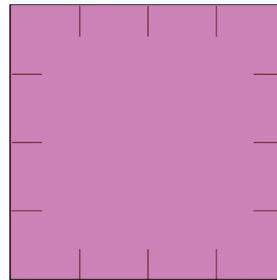
b.



c.




d.





Solve the riddle



You want to measure out exactly 4 litres of water. You have only two containers: one holds 3 litres and the other 5 litres. How do you do it?

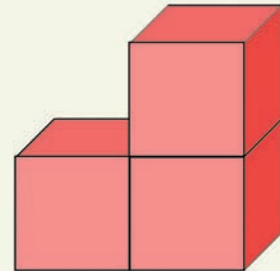
Clue: there are at least two possible ways.



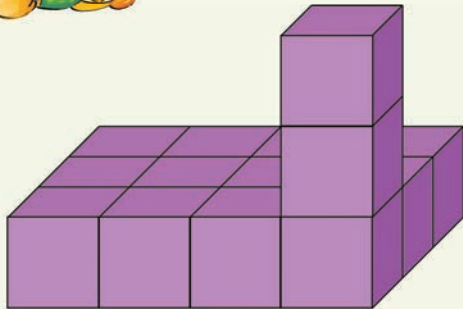
What do you see?

Three blocks are glued together as in this picture.

If you pick up the joined together blocks how many squares do you count on the outside? _____



Count the cubes



How many cubes make up this shape?



Challenge: a time riddle

Clues

You have two sand timers.

One measures exactly 7 minutes and the other measures exactly 11 minutes.

How can you use the timers to find out when exactly 15 minutes has passed?

Check!
Compare!
Correct!



Number patterns: tens up to 900

Let us count in tens from 810 to 900.

801	802	803	804	805	806	807	808	809	810
811	812	813	814	815	816	817	818	819	820
821	822	823	824	825	826	827	828	829	830
831	832	833	834	835	836	837	838	839	840
841	842	843	844	845	846	847	848	849	850
851	852	853	854	855	856	857	858	859	860
861	862	863	864	865	866	867	868	869	870
871	872	873	874	875	876	877	878	879	880
881	882	883	884	885	886	887	888	889	890
891	892	893	894	895	896	897	898	899	900



What patterns do the circled numbers show us?

Circled in red: Counting in _____.

Write down the pattern:

Circled in green: Counting in _____.

Write down the pattern:



Calculate.

a. $874 + 10 + 10 + 10 =$ _____

b. $858 - 10 - 10 - 10 - 10 =$ _____

c. $845 + 10 + 10 =$ _____

d. $858 - 10 - 10 - 10 =$ _____

e. $836 + 10 =$ _____

f. $866 - 10 - 10 =$ _____

g. $892 + 10 + 10 + 10 =$ _____

h. $87 - 10 - 10 - 10 =$ _____

i. $880 + 10 + 10 =$ _____











j. $855 - 10 =$ _____



How many sticks?

There are ten sticks  in a bundle .

- 1  = _____ sticks
- 2  = _____ sticks
- 3  = _____ sticks
- 4  = _____ sticks
- 5  = _____ sticks
- 6  = _____ sticks
- 7  = _____ sticks
- 8  = _____ sticks
- 9  = _____ sticks
- 10  = _____ sticks

- 10  = _____ sticks
- 20  = _____ sticks
- 30  = _____ sticks
- 40  = _____ sticks
- 50  = _____ sticks
- 60  = _____ sticks
- 70  = _____ sticks
- 80  = _____ sticks
- 90  = _____ sticks
- 100  = _____ sticks



Rows of sticks.



There are ten bundles of sticks in a row = 100 sticks

1 row of 10 bundles = 100 sticks

$$10 \times 10 = 100$$

2 rows of 10 bundles = _____ sticks

$$20 \times 10 = \underline{\hspace{2cm}}$$

4 rows of 10 bundles = _____ sticks

$$40 \times 10 = \underline{\hspace{2cm}}$$

10 rows of 10 bundles = _____ sticks

$$100 \times 10 = \underline{\hspace{2cm}}$$



How many bundles?

700 sticks make _____ bundles.

900 sticks make _____ bundles.

1 000 sticks make _____ bundles.



Teacher:

Sign:

Date:

Date: _____

112

Round off to the nearest 10

Term 4

We did some rounding off in a previous worksheet. Look at this number line and explain to your friend how you will round off to the nearest ten.



Remember you should look at the units when rounding off to the nearest 10.

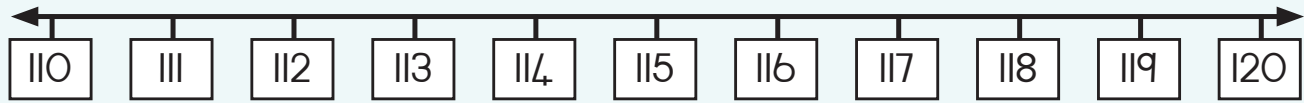


Round off to the nearest 10.



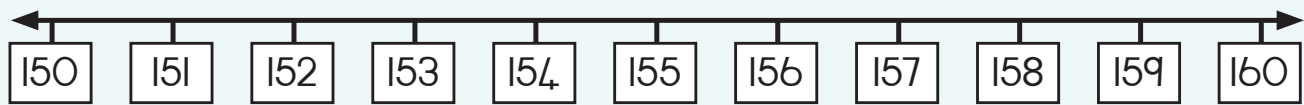
114 rounded off is? _____

117 rounded off is? _____



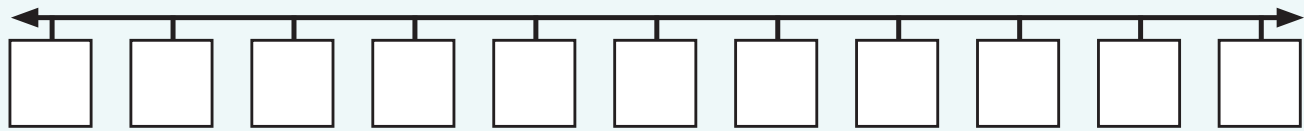
159 rounded off is? _____

151 rounded off is? _____


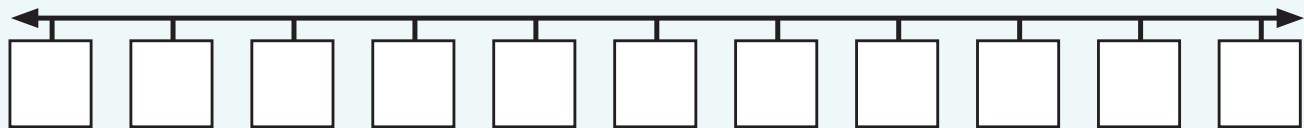


Round off to the nearest 10.
Draw your own number line.

195



945





Round of to the nearest 10.

Before you round off:

- write down between which two tens the number to be rounded off is.
- show with an arrow more or less where this number to be rounded off will be on the number line.

a. 128 rounded off to the nearest ten is 130



b. 877



c. 901



d. 566



e. 999



Round the following numbers off to the nearest 10.

a. 161 b. 583 c. 415 d. 848 e. 612

f. 230 g. 327 h. 989 i. 534 j. 748



How many RIO notes do I need?

Mbali and her 8 friends are going to the school's fun day. The fun day costs R4 per person. Mbali saved money and offered to pay for her friends. She went to the ATM to withdraw money. The ATM only gives notes. How many RIO notes does she need?



11 12 13 14 15 16 17 18 19 20

Date: _____

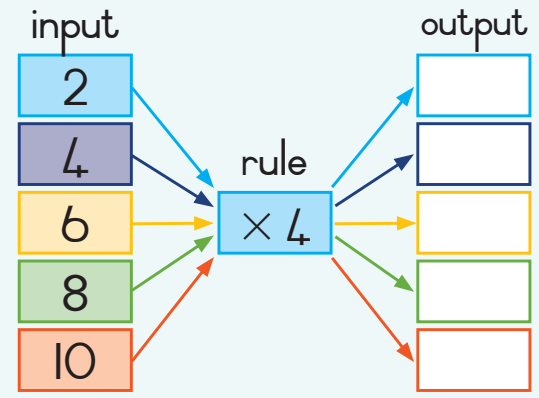
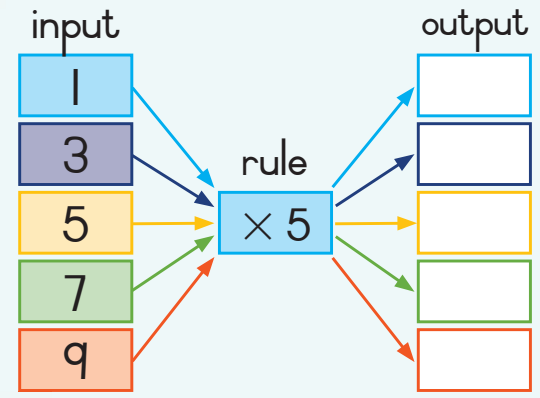
113

Multiplication and division: fives up to 100

Term 4



Complete the flow diagram.



Complete the table below:


\times	1	2	3	4	5	6	7	8	9	10
5										



Calculate:

12×5 $= (10 + 2) \times 5$ $= 50 + 10$ $= 60$	11×5
13×5 $= (10 + 3) \times 5$ $= 50 + 15$ $= 50 + 10 + 5$ $= 65$	13×5





$$45 \div 5$$

$$= (40 + 5) \div 5$$

$$= (40 \div 5) + (5 \div 5)$$

$$= 8 + 1$$

$$= 9$$

$$75 \div 5$$

$$48 \div 5$$

$$= (40 + 8) \div 5$$

$$= (40 \div 5) + (8 \div 5)$$

$$= 8 + 1 \text{ rem } 3$$

$$= 9 \text{ rem } 3$$

$$13 \div 5$$

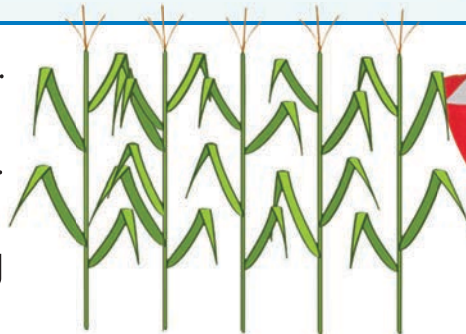


Solve the following problems:

A vegetable garden has 14 rows of plants.

Every row has the same number of plants.

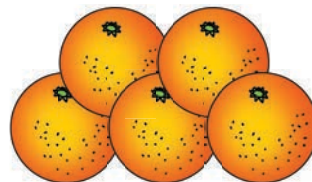
If there is a total of 70 plants, how many plants are there in each row?



David sells bags of oranges. He puts five oranges in each bag.

He has 85 oranges.

How many bags can he fill?



11 12 13 14 15 16 17 18 19 20

Date: _____

114

Number patterns: fives up to 1 000

Let us count in fives from 805 to 900.

Term 4

801	802	803	804	805	806	807	808	809	810
811	812	813	814	815	816	817	818	819	820
821	822	823	824	825	826	827	828	829	830
831	832	833	834	835	836	837	838	839	840
841	842	843	844	845	846	847	848	849	850
851	852	853	854	855	856	857	858	859	860
861	862	863	864	865	866	867	868	869	870
871	872	873	874	875	876	877	878	879	880
881	882	883	884	885	886	887	888	889	890
891	892	893	894	895	896	897	898	899	900




What patterns do the circled and shaded numbers show us?

Circled in blue:	Counting in _____.
Write down the pattern:	
Circled in purple:	Counting in _____.
Write down the pattern:	



Calculate.

a. $875 + 5 + 5 + 5 =$ _____	b. $850 - 5 - 5 - 5 =$ _____	c. $845 + 5 + 5 =$ _____
d. $830 - 5 - 5 - 5 =$ _____	e. $886 + 5 =$ _____	f. $846 - 5 - 5 =$ _____
g. $802 + 5 + 5 + 5 =$ _____	h. $801 - 5 =$ _____	i. $853 - 5 - 5 - 5 =$ _____



Number board 901 to 1 000

901		903	904	905	906		908	909	910
911		913	914	915	916		918	919	920
921		923	924	925	926		928	929	930
931		933	934	935	936		938	939	940
941		943	944	945	946		948	949	950
951		953	954	955	956		958	959	960
961		963	964	965	966		968	969	990
971		973	974	975	976		978	979	990
981		983	984	985	986		988	989	990
991		993	994	995	996		998	999	1 000



Fill in the missing numbers.

What is the difference between the green and purple numbers in the same row?



Complete the patterns.

Do you notice the pattern?	Describe it.
963, 968, 973, 978, 983, _____	
944, 949, 954, 959, 964, _____	
921, 926, 931, 936, 941, _____	
956, 951, 946, 941, 936, _____	
982, 987, 992, 997, _____	
927, 922, 917, 912, 907, _____	



Teacher:

Sign:

Date:

11 12 13 14 15 16 17 18 19 20



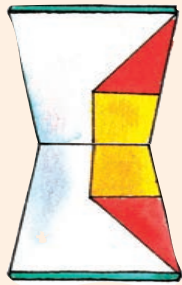
Date: _____

More about symmetry



Mirror, mirror.

Play with a partner using one of the sets of tiling puzzles (with 14 pieces) from Cut-out 10.



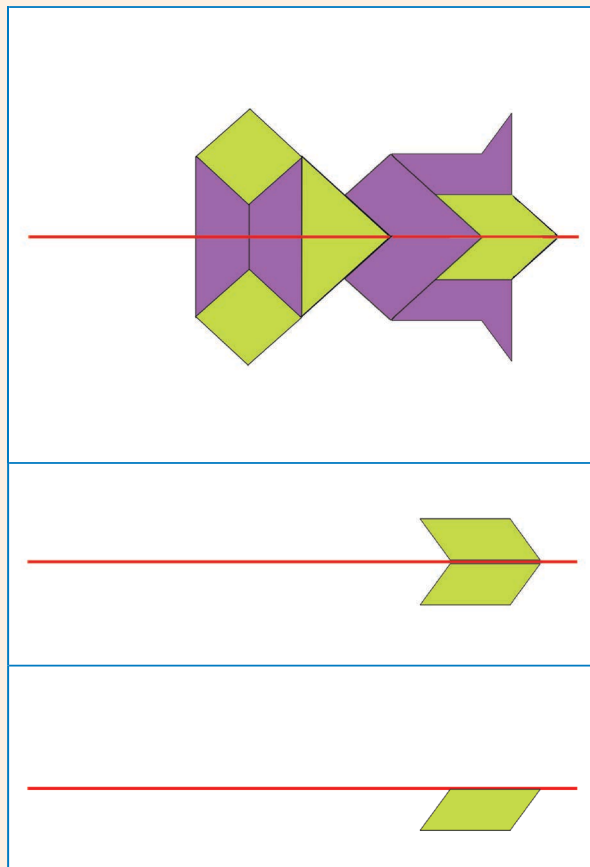
Each player has half of the pieces (7 pieces) of tiling puzzle shapes. No piece must be the same.

Draw a line along the middle of a piece of paper. This will be the "line of reflection".

The first player places one of his or her pieces next to the line.

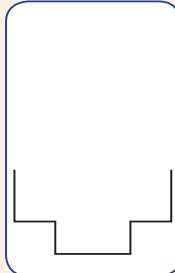
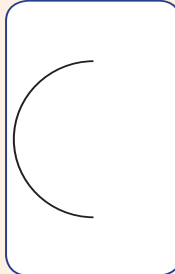

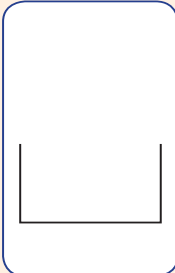
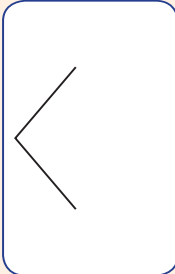
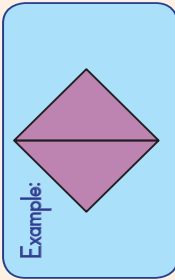
The second player now puts its reflection on the other side of the line. It must touch the line or one of the already placed shapes.

Continue until all the pieces are used.

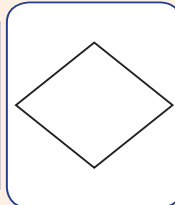
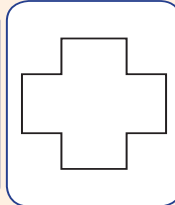
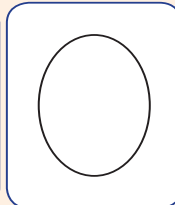
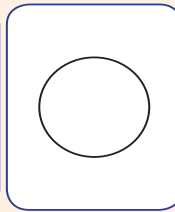
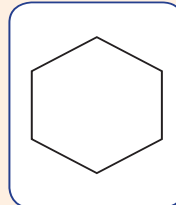
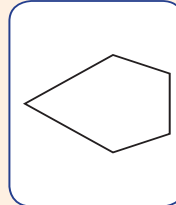
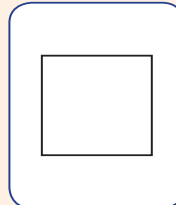



Draw the other side of the shape.

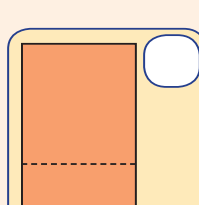
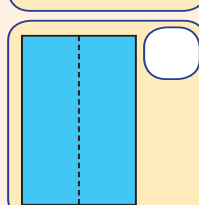
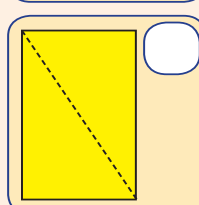
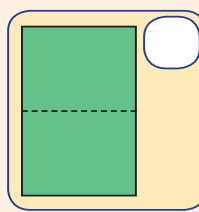
Show the line of symmetry.



Draw the lines of symmetry on the following:



Tick the shapes that have the correct lines of symmetry.



Teacher: _____
Sign: _____
Date: _____

Number patterns: twos up to 900

Let us count in twos from 802 to 900.

801	802	803	804	805	806	807	808	809	810
811	812	813	814	815	816	817	818	819	820
821	822	823	824	825	826	827	828	829	830
831	832	833	834	835	836	837	838	839	840
841	842	843	844	845	846	847	848	849	850
851	852	853	854	855	856	857	858	859	860
861	862	863	864	865	866	867	868	869	870
871	872	873	874	875	876	877	878	879	880
881	882	883	884	885	886	887	888	889	890
891	892	893	894	895	896	897	898	899	900

What patterns do the circled and shaded numbers show us?

Circled in blue:	Counting in _____.
Write down the pattern:	_____
Coloured in green:	Counting in _____.
Write down the pattern:	_____



Calculate.

a. $872 + 2 + 2 + 2 =$ _____	b. $820 - 2 - 2 - 2 =$ _____	c. $844 + 2 + 2 =$ _____
d. $832 - 2 - 2 - 2 =$ _____	e. $883 + 2 =$ _____	f. $842 - 2 - 2 =$ _____
g. $801 + 2 + 2 + 2 =$ _____	h. $815 - 2 =$ _____	i. $846 - 2 - 2 - 2 =$ _____

Date: _____

Date: _____



Odds and evens.

a. Draw a (x) next to the odd numbers and a (✓) next to the even numbers.

- 914 923 916 907 929 912 911 915
 908 917 925 931 930 910 909 922 933

b. Answer even or odd.

Add two odd numbers. You get an _____ number.

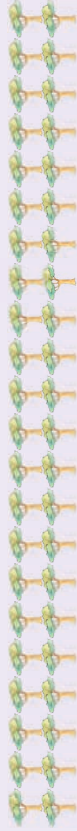
Add two even numbers. You get an _____ number.

You add three odd numbers. You get an _____ number.



Planting trees.

This is one way to plant out 48 trees in equal rows.



We can write: $2 \times 24 = 48$ (2 rows of 24 trees = 48) or $48 \div 2 = 24$ (48 trees put out in 2 equal rows gives 24 trees in a row). Count the rows and the trees in each picture below. Write a \times and a \div number sentence to match.

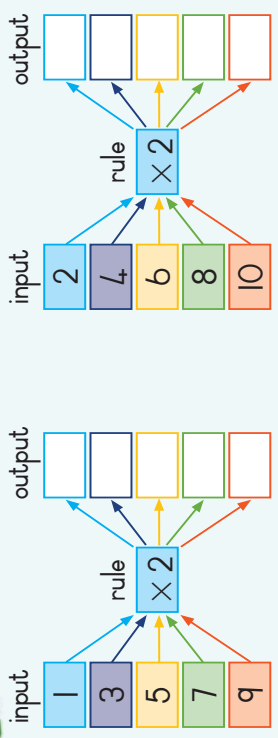
a.	\times _____ = _____	\div _____ = _____	
b.	\times _____ = _____	\div _____ = _____	
c.	\times _____ = _____	\div _____ = _____	
d.	Find another way to plant 48 trees in rows.	\times _____ = _____	\div _____ = _____
e.	Find another way to plant 48 trees in rows.	\times _____ = _____	\div _____ = _____



Teacher: _____
 Sign: _____
 Date: _____

Multiplication and division: twos up to 100

Complete the flow diagram.




Complete the table below:

×	1	2	3	4	5	6	7	8	9	10
2										

Calculate:

12×2 = $(10 + 2) \times 2$ = $20 + 4$ = 24	11×2
18×2 = $(10 + 8) \times 2$ = $20 + 16$ = $20 + 10 + 6$ = 36	22×2

Date:



$46 \div 2$ = $(40 + 6) \div 2$ = $(40 \div 2) + (6 \div 2)$ = $20 + 3$ = 23	$74 \div 2$
$47 \div 2$ = $(40 + 7) \div 2$ = $(40 \div 2) + (7 \div 2)$ = $20 + 3 \text{ rem } 1$ = 23 rem 1	$75 \div 2$



Solve the following problems:

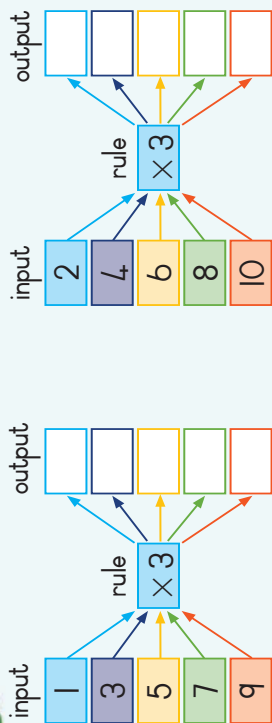
A vegetable garden has 32 rows of plants.
Each row has 2 plants.
How many plants are there in the garden?

A vegetable garden has 40 rows of plants.
Every row has the same number of plants.
If there are a total of 80 plants, how many plants are there in each row?

Teacher: _____
Sign: _____
Date: _____

Multiplication and division: threes up to 100

Complete the flow diagram.



Complete the table below:

x	1	2	3	4	5	6	7	8	9	10
3										

Calculate:

$$\begin{aligned}
 12 \times 3 &= (10 + 2) \times 3 \\
 &= 30 + 6 \\
 &= 36
 \end{aligned}$$

$$\begin{aligned}
 17 \times 3 &= (10 + 7) \times 3 \\
 &= 30 + 21 \\
 &= 30 + 20 + 1 \\
 &= 51
 \end{aligned}$$



$63 \div 3$ $= (60 + 3) \div 3$ $= (60 \div 3) + (3 \div 3)$ $= 20 + 1$ $= 21$	$96 \div 3$
$65 \div 3$ $= (60 + 5) \div 3$ $= (60 \div 3) + (5 \div 3)$ $= 20 + 1 \text{ rem } 2$ $= 21 \text{ rem } 2$	$98 \div 3$



Solve the following problems:

Marlene has 30 sweets.

This is ten times more than what Jacob has.

How many sweets does Jacob have?

A vegetable garden has 29 rows of plants.

Each row has 3 plants.

How many plants are there in the garden?



Teacher: _____
 Sign: _____
 Date: _____

Number patterns: threes up to 1000

Let us count in threes from 803 to 899.

801	802	803	804	805	806	807	808	809	810
811	812	813	814	815	816	817	818	819	820
821	822	823	824	825	826	827	828	829	830
831	832	833	834	835	836	837	838	839	840
841	842	843	844	845	846	847	848	849	850
851	852	853	854	855	856	857	858	859	860
861	862	863	864	865	866	867	868	869	870
871	872	873	874	875	876	877	878	879	880
881	882	883	884	885	886	887	888	889	890
891	892	893	894	895	896	897	898	899	900

What patterns do the circled and shaded numbers show us?

Circled in orange: Counting in _____.

Write down the pattern: _____.

Circled in green: Counting in _____.


Write down the pattern: _____.



Calculate.

a. $873 + 3 + 3 + 3 =$ _____	b. $824 - 3 - 3 - 3 =$ _____	c. $841 + 3 + 3 =$ _____
d. $837 - 3 - 3 - 3 =$ _____	e. $889 + 3 =$ _____	f. $846 - 3 - 3 =$ _____
g. $802 + 3 + 3 + 2 =$ _____	h. $819 - 3 =$ _____	i. $880 - 3 - 3 - 3 =$ _____

Date: _____



Number board 901 to 1000

901	902	903	904	905	906	907	908	909	910
911	912	913	914	915	916	917	918	919	920
921	922	923	924	925	926	927	928	929	930
931	932	933	934	935	936	937	938	939	940
941	942	943	944	945	946	947	948	949	950
951	952	953	954	955	956	957	958	959	960
961	962	963	964	965	966	967	968	969	970
971	972	973	974	975	976	977	978	979	980
981	982	983	984	985	986	987	988	989	990
991	992	993	994	995	996	997	998	999	1000



Fill in the missing numbers.

Colour the missing number blocks green. Colour the white blocks with numbers in them red. What pattern do you see?



Complete the patterns.

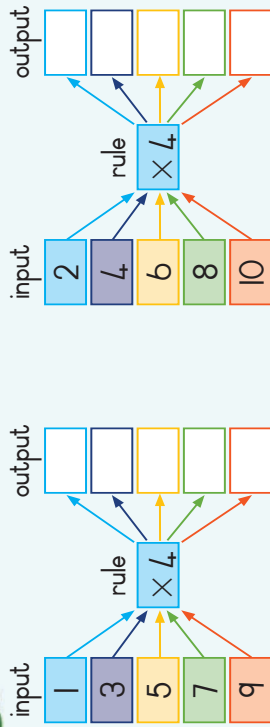
a. Add 4 threes to 981.	984, 987, 990, 993
b. Add 5 threes to 973.	_____
c. Subtract 4 threes from 975.	_____
d. Subtract 3 threes from 947.	_____
e. Add 2 threes to 932.	_____



Teacher: _____
Sign: _____
Date: _____

Multiplication and division: fours up to 100

Complete the flow diagram.



Complete the table below:

X	1	2	3	4	5	6	7	8	9	10
4										

Calculate:

12×4

$$= (10 + 2) \times 4$$

$$= 40 + 8$$

$$= 48$$

13×4


$$= (10 + 3) \times 4$$

$$= 30 + 12$$

$$= 30 + 10 + 2$$

$$= 52$$

Date:



$48 \div 6$ $= (40 + 8) \div 4$ $= (40 \div 4) + (8 \div 4)$ $= 10 + 2$ $= 12$	$64 \div 4$
$45 \div 4$ $= (40 + 5) \div 4$ $= (40 \div 4) + (5 \div 4)$ $= 10 + 1 \text{ rem } 1$ $= 11 \text{ rem } 1$	$49 \div 4$



Solve the following problems:

<p>Tony has 36 sweets.</p> <p>He eats 4 sweets every day.</p> <p>For how many days can he eat sweets?</p>	
<p>David sells packets of oranges. He puts four oranges in each packet.</p> <p>He has 88 oranges.</p> <p>How many packets can he fill?</p>	

Teacher: _____
Sign: _____
Date: _____

Number patterns: fours up to 1000

Let us count in fours from 804 to 900.

801	802	803	804	805	806	807	808	809	810
811	812	813	814	815	816	817	818	819	820
821	822	823	824	825	826	827	828	829	830
831	832	833	834	835	836	837	838	839	840
841	842	843	844	845	846	847	848	849	850
851	852	853	854	855	856	857	858	859	860
861	862	863	864	865	866	867	868	869	870
871	872	873	874	875	876	877	878	879	880
881	882	883	884	885	886	887	888	889	890
891	892	893	894	895	896	897	898	899	900

What patterns do the circled and shaded numbers show us?

Circled in green:	Counting in _____.
Write down the pattern:	_____.
Circled in purple:	Counting in _____.
Write down the pattern:	_____.



a. $872 + 4 + 4 + 4 =$ _____	b. $821 - 4 - 4 - 4 =$ _____	c. $840 + 4 + 4 =$ _____
d. $836 - 4 - 4 - 4 =$ _____	e. $885 + 4 =$ _____	f. $845 - 4 - 4 =$ _____
g. $803 + 4 + 4 + 4 =$ _____	h. $813 - 4 =$ _____	i. $847 - 3 - 3 - 3 =$ _____

Number board 901 to 1000

901	902	903	904	905	906	907	908	909	910
911	912	913	914	915	916	917	918	919	920
921	922	923	924	925	926	927	928	929	930
931	932	933	934	935	936	937	938	939	940
941	942	943	944	945	946	947	948	949	950
951	952	953	954	955	956	957	958	959	960
961	962	963	964	965	966	967	968	969	970
971	972	973	974	975	976	977	978	979	980
981	982	983	984	985	986	987	988	989	990
991	992	993	994	995	996	997	998	999	1000

Fill in the missing numbers.

Colour the missing number blocks green. Colour the white blocks with numbers in them red. What pattern do you see?



Complete the patterns.

a. Add 4 fours to 980.	984, 988, 992, 996
b. Add 5 fours to 971.	_____
c. Subtract 4 fours from 963.	_____
d. Subtract 3 fours from 927.	_____
e. Add 2 fours to 938.	_____



Date: _____

Equal parts of a whole

One half, any way you cut it.

Cut out some rectangles from coloured paper (from Cut-out II).




Explore different ways to make one half.

1. Fold a paper rectangle in half lengthwise. Cut the paper in half on the fold. Both pieces are exactly the same size. Each piece is one half ($\frac{1}{2}$) of the original rectangle.



2. Fold another paper rectangle in half on the diagonal.



Cut the paper in half on the fold. Both pieces are exactly the same size. Each piece is one half of the original piece of paper.

3. What is another way to divide the paper into two equal parts? Explore with paper and scissors, and then sketch in the line where you fold and cut.



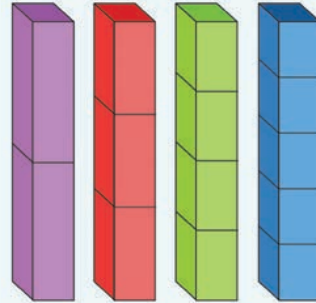
More equal parts of a whole.

When we divide something into 2 equal parts we call the parts **halves**.

When we divide something into 3 equal parts we call the parts **thirds**.

When we divide something into 4 equal parts we call the parts **fourths**.

When we divide something into 5 equal parts we call the parts **fifths**.





Sandwiches for lunch.

Thabo and his 3 friends make lots of sandwiches for lunch.

They cut them up into **fourths** or **quarters**.

This means they cut them into 4 equal pieces.

Here is one way. Show 3 other ways they can do this.



Dividing into fourths.


When we cut something into quarters ($\frac{1}{4}$ s), we divide it into 4 equal parts.

Tick (✓) the pictures below that show quarters or fourths.

Check!
Compare!
Correct!

Fraction problems

Discuss the fractions with your friends.



Solve the following problems by answering the questions and making drawings.

a. The netball coach gives half an orange to each player. There are 14 players.

How many oranges does she need?

What is the question?

What are the numbers or fractions in the problem?

What is the key word?

Draw a picture.

What is the answer?

The key word is the word that will help me to choose the correct operation.



Date:

b. My mother gave me and my eleven friends each a quarter of an apple.

How many apples does she need?

What are the numbers or fractions in the problem?

What is the key word?

Draw a picture.



What is the answer?

c. At the school fete they sold cakes cut up into three pieces each.

They sold pieces of cake to 24 people.

How many cakes did they sell?

What are the numbers or fractions in the problem?

What is the key word?

Draw a picture.



What is the answer?

○

□

△

Teacher: _____

Sign: _____

Date: _____



3-D objects

Look at the pictures.

Which group shows balls, cylinders and boxes.

<p>A</p>	<p>B</p>	<p>C</p>
----------	----------	----------



Find two pictures of each and paste them below.

--	--



- Underline the correct answer.
- A tomato is ball/box/cylinder-shaped.
 - A drinking glass is ball/box/cylinder-shaped.
 - A book is ball/box/cylinder-shaped.

Date: _____



Straight and curved.

Some solid objects only have flat surfaces. Others have curved surfaces.

<p>A cylinder has two flat faces and one curved face.</p>	<p>A cone has one flat face and one curved face.</p>	<p>A sphere has curves only in every direction.</p>



Rolling

Think about how a cylinder, cone, or sphere can roll.

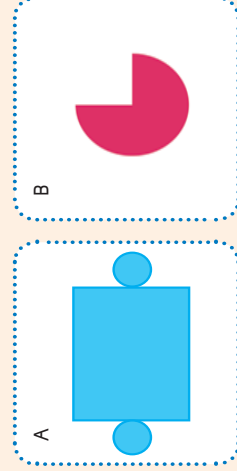
Answer these questions about the 3 objects:

<p>a. Which one cannot roll very far?</p>	
<p>b. Which one can roll only in a straight line?</p>	
<p>c. Which one can roll in any direction?</p>	



What is a net?

A flat shape that can fold up to make a solid figure is called a net.

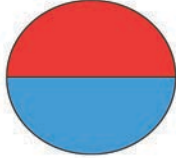
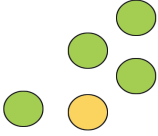




Write the letter of the net that can fold up to make a cone. _____
 Write the letter of the net that can fold up to make a cylinder. _____

More fractions

Name the fractions.

Write the fraction for the pictures below.

	
a. What fraction is red? _____	b. What fraction is green? _____
	
c. What fraction is blue? _____	d. What fraction is yellow? _____




Answer the questions.

- Sizwe has four pieces of chocolate. He gives one piece to his friend.
What fraction of the chocolates does he have left? _____
- Yasmin has two oranges. She shares one with Ann.
What fraction does she have left? _____
- Maria buys 5 chocolate bars. She keeps 1 for herself, gives 2 to Mohamed, and 2 to her brother. What fraction does Maria keep for herself? _____

Date: _____

Fraction wall.



Each row is divided into equal parts. The bottom row is divided into twelfths ($\frac{1}{12}$). Label the other rows with the correct fraction.

Use your ruler or a straight edge from a piece of paper to find which fractions are equal, and to help you answer these questions.

From the fraction wall, find all the different ways to make:

a. one half $\frac{1}{2}$	_____
b. one whole (1)	_____
c. three quarters $\frac{3}{4}$	_____

Check!
Compare!
Correct!



Teacher: _____
Sign: _____
Date: _____

Date: _____

More grouping and sharing

Quick calculations.

Look for links.

$30 \div 3 =$ _____	$15 \div 3 =$ _____	$60 \div 3 =$ _____	$600 \div 3 =$ _____
$150 \div 3 =$ _____	$24 \div 4 =$ _____	$24 \div 8 =$ _____	$240 \div 4 =$ _____
$120 \div 4 =$ _____	$12 \div 4 =$ _____	$40 \div 10 =$ _____	$40 \div 5 =$ _____
$400 \div 10 =$ _____	$400 \div 5 =$ _____	$200 \div 5 =$ _____	$18 \div 2 =$ _____
$36 \div 2 =$ _____	$72 \div 2 =$ _____	$72 \div 4 =$ _____	$72 \div 8 =$ _____




Share out what's left.

Jabu and Lebo want to share 13 chocolate pieces. How many pieces do they each get?



They can only share 12 whole squares, they get six each. The remaining piece they break in half, so each has $6\frac{1}{2}$ pieces.



a. At a party 25 sugar strips are shared between 10 children. Share out exactly! Draw pictures to help you.



Each one gets _____ strips.

b. Share 37 strips between 4 children.

Each one gets _____ strips.

c. Share 48 strips between 5 children.

Each one gets _____ strips.

d. Share 73 strips between 10 children.

Each one gets _____ strips.

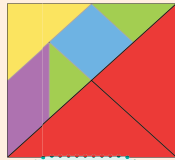


Teacher: _____
Sign: _____
Date: _____



Tangram fractions

The Tangram is an old Chinese puzzle made up of 7 flat shapes, called tans, all of which are put together to form various shapes.



Fractions in the tangram.

	Look at the tangram puzzle. What fraction of the whole square is each of the two large triangles? (Pink in this picture.)	—
	If you fold one of the large triangles into two equal pieces, each piece is the same size as the medium size triangle (yellow in the picture). What fraction of the whole square is the medium triangle?	—
	If you fold the medium triangle into two equal pieces, each piece is the same size as the two small triangles (green in the picture.) What fraction of the whole square is each small triangle?	—
	You can put two small triangles together to make the small square. What fraction of the whole square is the small square (blue in the picture)?	—
	You can put two small triangles together to make the parallelogram. What fraction of the whole square is the parallelogram?	—



Using the tangram.

Cut out the tangram from Cut-out 12 and label each piece with its fraction of the whole square.

Put your name on the back of each piece, so you can get your own pieces back at the end of the game.



Fair shares fraction game.

Play with 4 (or 8) players using your tangram pieces.

1. Players take turns being the dealer.
2. The dealer decides what fraction of the whole tangram each player must put into the kitty.
3. Each player guesses whether the coin will come up heads or tails, then the dealer flips the coin.
4. The dealer then shares the kitty among those who guessed right. (He or she may have to trade one or more pieces for other pieces of equal value.)
5. Any remainder that cannot be shared stays in the kitty for the next round.
6. All players check to see if the sharing is done correctly.
7. If a player finds an error, the dealer pays a penalty of $\frac{1}{8}$ of the whole square to that player.
8. A player with no pieces may take any remainder from the kitty.
9. Play continues until each player has been dealer.



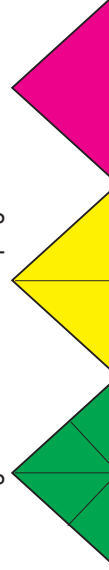
Everyone must put one quarter of the tangram set into the kitty.



I'll put in one large triangle.



Two eighths are equal to one fourth, I can put in the square and the parallelogram.




Teacher: _____
Sign: _____
Date: _____



Measuring capacity

Use a plastic bottle container and a cup.



a cup (250 ml)



a 1 litre container

How many cups do you think will fill this container?

You do not have to mention litres or millilitres. Only use the words 'cup' and 'bottle'.

Make a litre.

Find a way to make a litre using different amounts of liquid.

Write a number sentence for each way.

Number sentence: $500\text{ ml} + 500\text{ ml} = 1000\text{ ml (1 l)}$



Number sentence = 1000 ml (1 l)


Number sentence = 1000 ml (1 l)

Number sentence = 1000 ml (1 l)

Number sentence = 1000 ml (1 l)

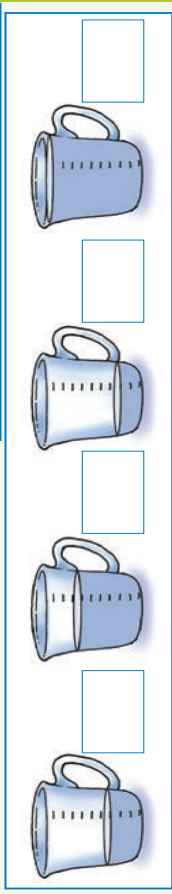
When we write metric symbols, we leave a small space between the last digit and the symbol. For example we write 3 l not 3l; 299 g not 299g; 15 km not 15km.

Date:



The capacity of the cup is 10 and the volume of the cup that is filled is 1.

What is the volume of each cup that is filled?

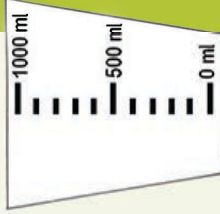


We measure small amounts of liquid in **millilitres (ml)**.

This measuring cup for medicine contains 10 ml, which is about two teaspoons.

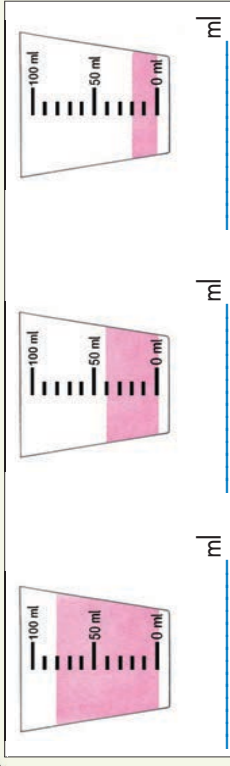
We measure larger amounts in litres (l).

There are one thousand millilitres in a litre.



How much liquid?

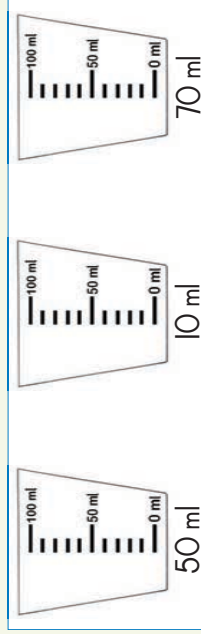
How many ml of liquid are in each jug?



How much liquid?



Shade the medicine cups to show the amount in each one.



Teacher: _____
Sign: _____
Date: _____

Date: _____

Measure and pour

At the game.

At half time each player drinks $\frac{1}{4}$ of a litre of juice.

- a. How many players can share? 1 litre 4 litres 2 $\frac{1}{2}$ litres
- b. How much juice do they need for? 8 players 9 players 12 players

Litres and millilitres (ml).

1 litre = 1000 ml $\frac{1}{2}$ a litre = 500 ml $\frac{1}{4}$ of a litre = 250 ml

125 ml = 125 of a litre 50 ml = 50 of a litre

Make half a litre.

Tick (✓) the 3 amounts that add up to half a litre.

120 ml	140 ml	160 ml	28 ml	240 ml

Milk is good for you!

Share 4 litres of milk between:

- a. 8 children Each child gets 0.5 litres
- b. 16 children Each child gets 0.25 litres
- c. 12 children Each child gets 0.33 litres



Bongji's Juice Bar.

For 1 jug, Bongji uses one quarter ($\frac{1}{4}$) of a cup of juice and 2 cups of water.

Work out how much juice and water Bongji uses for up to 5 jugs of juice.

Jugs	1	2	3	4	5
Cups of Juice	One quarter ($\frac{1}{4}$)				
Cups of water	2				




Make a litre.

How many of each container do you need to make a litre?

- a. 2 × 100 ml b. 2 × 200 ml c. 2 × 250 ml
- d. 2 × 500 ml e. 2 × 50 ml



After the party.



Thandi's party is over. There are drinks left over.

How much yellow juice is left? 1 $\frac{1}{4}$


How much purple juice is left? 1 $\frac{1}{4}$

Thandi mixes the two juices together.

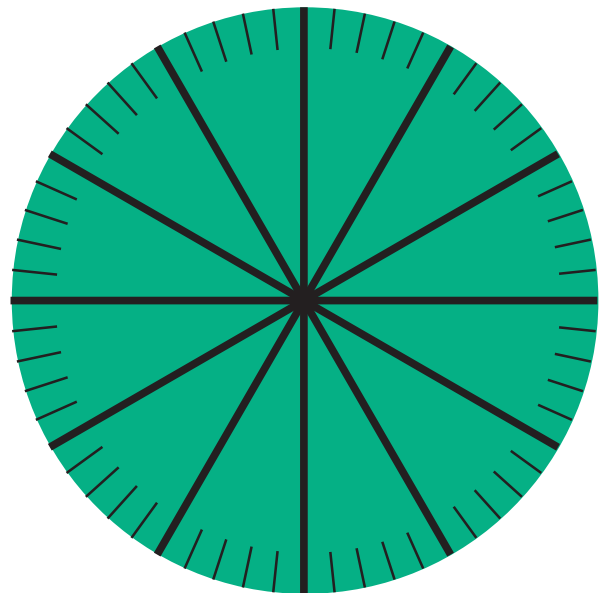
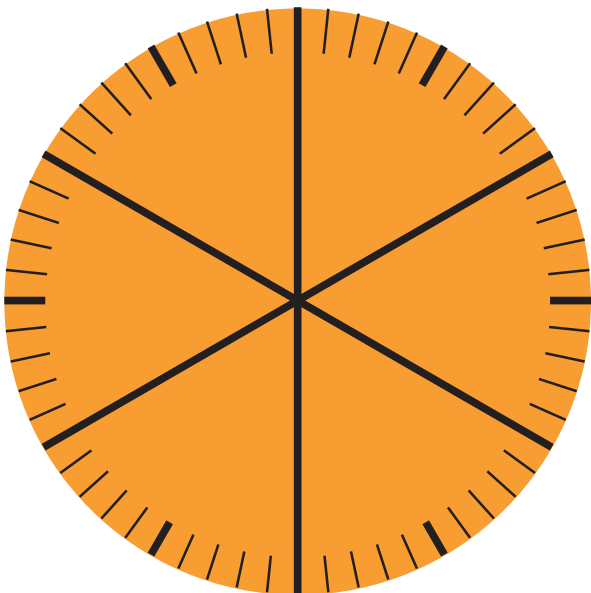
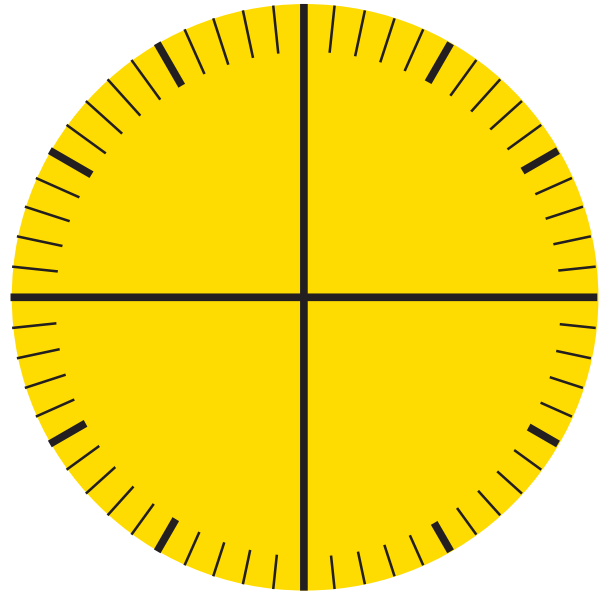
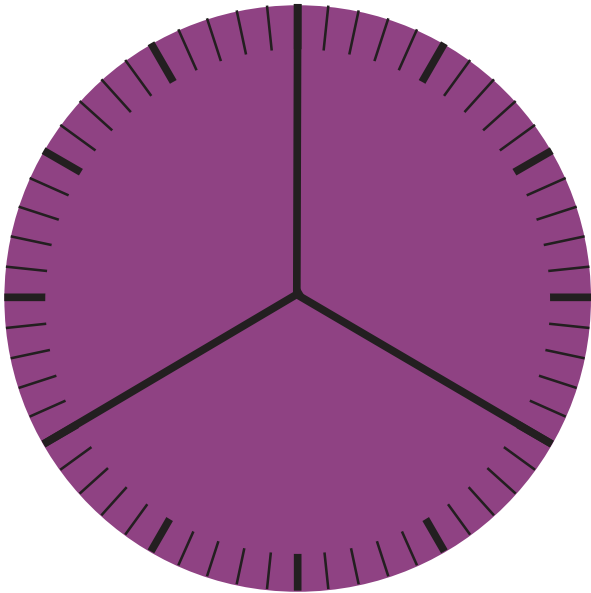


How many full jugs can she fill? 2




Cut-out 5



Cut-out 6



Cut-out 7

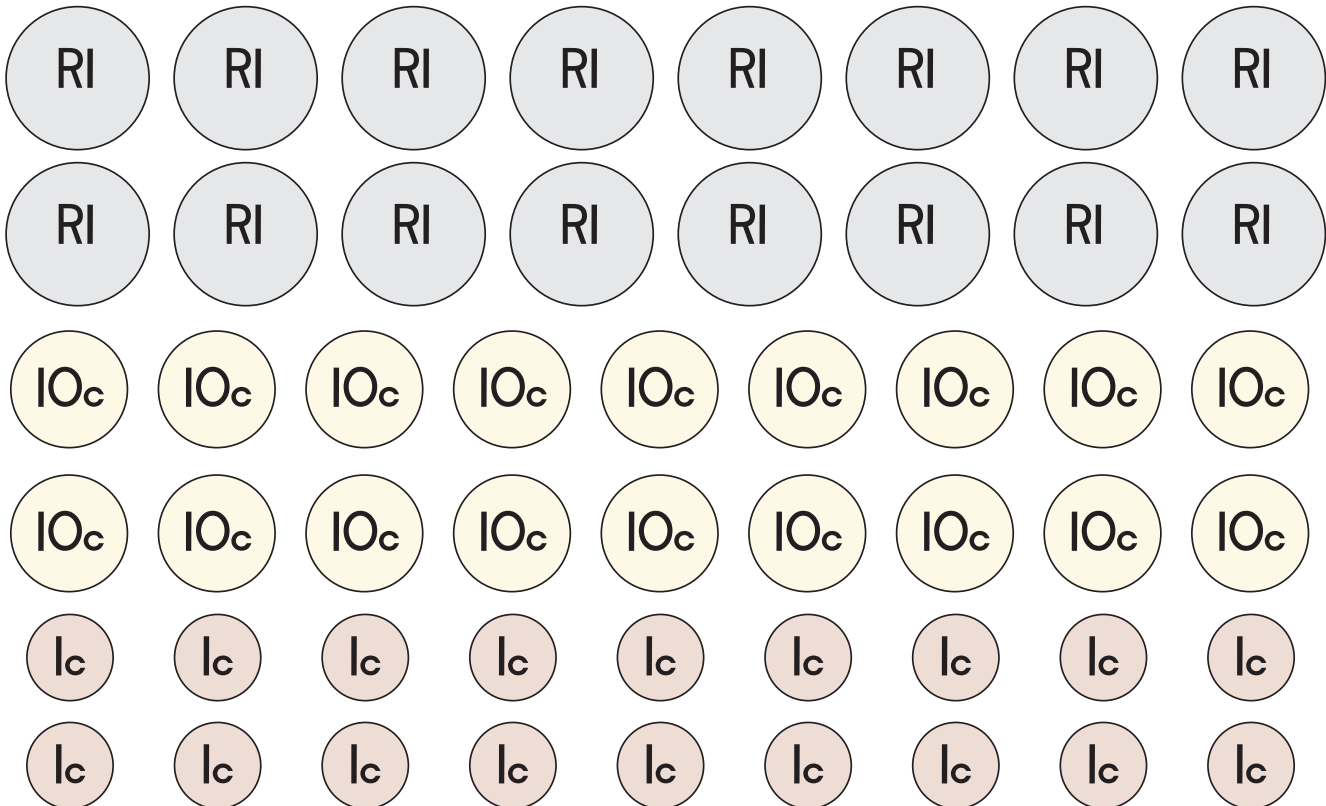


Cut-out 8


I_c	
IO_c	
RI_s	
RIO_s	
$RIOO_s$	

Cut-out 9


RIOO	RIOO	RIOO	RIOO
RIOO	RIOO	RIOO	RIOO
RIO	RIO	RIO	RIO
RIO	RIO	RIO	RIO
RIO	RIO	RIO	RIO
RIO	RIO	RIO	RIO



Cut-out 10



Cut-out II



Cut-out 12

