

## TIPS TO DRINK MORE WATER



Choose a glass of water rather than having a sugary drink



Always carry water with you



Keep a reusable water bottle with you and make sure to refill it regularly



Take a bottle of clean, safe water to school



Try setting reminders using your cellphone or notes at your desk to drink water regularly



Make it a habit to drink water with meals



Increase daily water intake when the weather is hot



Drink one to two glasses of water 30 minutes before exercising and sip extra water for the next few hours afterwards

Revised and CAPS aligned

ENGLISH HOME LANGUAGE – Grade 1 Book 2



Grade 1

# ENGLISH HOME LANGUAGE

Book 2  
Terms  
3 & 4

Name:

Class:



basic education  
Department:  
Basic Education  
REPUBLIC OF SOUTH AFRICA

ISBN 978-1-4315-0048-2



- Workbooks available in this series:
- Grade R (in all official Languages);
  - Literacy/Home Language Grades 1 to 6 (in all 11 official Languages);
  - Mathematics Grades 1 to 3 (in all 11 official Languages);
  - Mathematics Grades 4 to 9 (in Afrikaans and English);
  - Life Skills Grades 1 to 3 (in all 11 official Languages); and
  - Grades 1 to 6 English First Additional Language.

ENGLISH HOME LANGUAGE  
GRADE 1 – BOOK 2  
TERMS 3 & 4  
ISBN 978-1-4315-0048-2  
**11th Edition**  
THIS BOOK MAY NOT BE SOLD.



Mrs Angie Motshekga,  
Minister of  
Basic Education



Dr Reginah Mhaule,  
Deputy Minister of  
Basic Education

These workbooks have been developed for the children of South Africa under the leadership of the Minister of Basic Education, Mrs Angie Motshekga, and the Deputy Minister of Basic Education, Dr Reginah Mhaule.

The Rainbow Workbooks form part of the Department of Basic Education's range of interventions aimed at improving the performance of South African learners in the first six grades. As one of the priorities of the Government's Plan of Action, this project has been made possible by the generous funding of the National Treasury. This has enabled the Department to make these workbooks, in all the official languages, available at no cost.

We hope that teachers will find these workbooks useful in their everyday teaching and in ensuring that their learners cover the curriculum. We have taken care to guide the teacher through each of the activities by the inclusion of icons that indicate what it is that the learner should do.

We sincerely hope that children will enjoy working through the book as they grow and learn, and that you, the teacher, will share their pleasure.

We wish you and your learners every success in using these workbooks.

# TO HELP PREVENT THE SPREAD OF CORONAVIRUS\* WASH YOUR HANDS WITH SOAP REGULARLY.

Washing hands with soap and water is one of the World Health Organization (W.H.O.) recommended measures to help reduce risk of coronavirus\* infection.



## THE CORRECT WAY TO WASH YOUR HANDS:

Wet your hands with clean, running water (preferably warm) and apply soap.



Rub your hands together to make a lather and scrub your hands all over.



Continue rubbing your hands.



Rinse your hands well under running water.



Dry your hands on a clean, dry towel.



## WASH YOUR HANDS ON THESE OCCASIONS:

- 1 Before breakfast.
- 2 Before lunch.
- 3 Before dinner.
- 4 After using the loo.
- 5 After coughing and sneezing.
- 6 When caring for the sick.
- 7 When hands are visibly dirty.
- 8 After handling animals or animal waste.
- 9 And keep your whole body clean by bathing every day.
- 10 After touching surfaces that many people have touched.

**Kids!**  
Here's an easy way to remember when to wash with soap!




**KNOW THE SIMPLE GUIDE THAT 'F.I.G.H.T' THE SPREAD OF CORONAVIRUS:**

- F**requent handwashing with soap
- I**ntant germ-kill with alcohol-based sanitiser when out of home
- G**o to the doctor when you have a cold, a cough or a fever
- H**ome rest if you are feeling unwell
- T**issues and masks to be used when you cough or sneeze

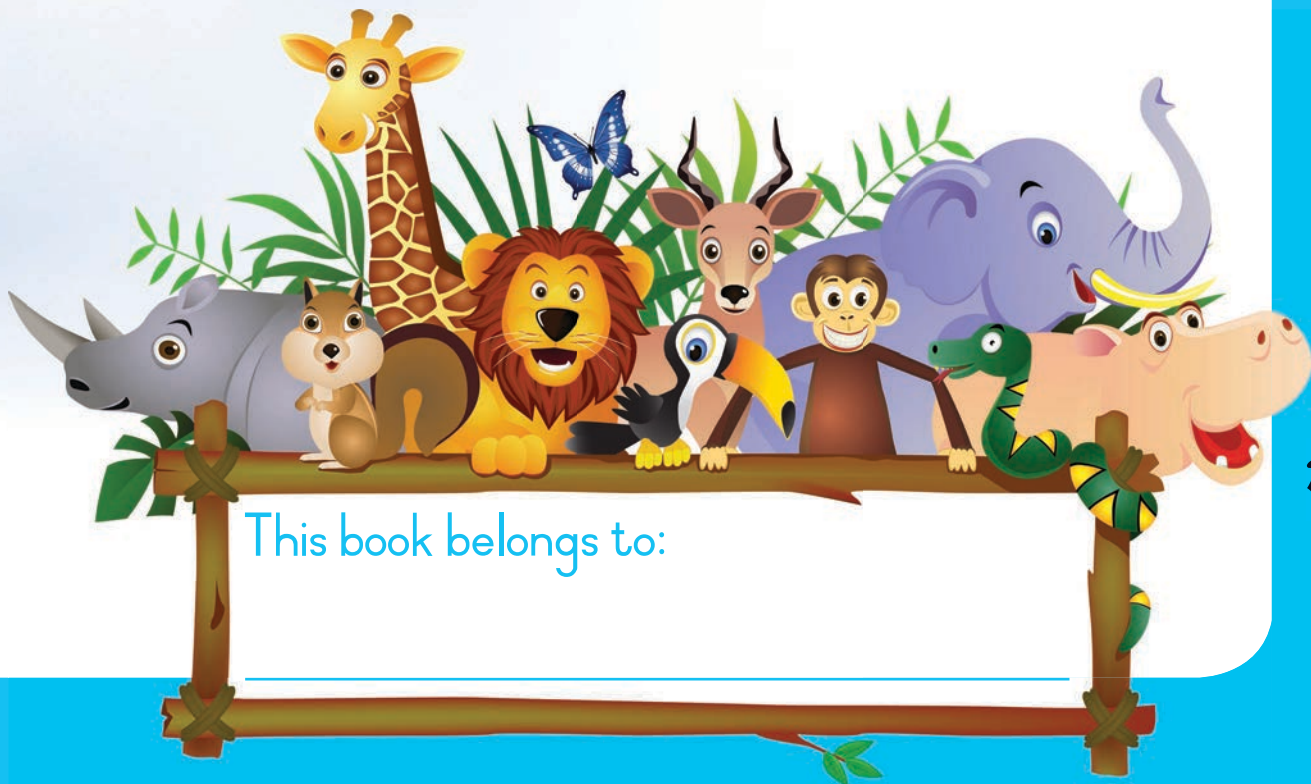


\*Washing hands with soap and water or use of an alcohol-based hand sanitizer is one of the World Health Organization (W.H.O.) recommended measures to help reduce risk of coronavirus infection. Please follow additional guidelines recommended by health authorities like W.H.O. & C.D.C./local health authorities.

Grade 1



Home Language  
in ENGLISH



ENGLISH

Book

2

## Theme 5: What we enjoy

### 65 Pets 2

Speaking about a picture.  
Reading short sentences.  
Word work: The vowel sounds.  
Matches word cards with sentences.  
Writing: Practices A.  
Writing: Copies the sentence.

### 66 Cats and dogs 4

Fills in the correct vowels so that word matches the picture.  
Phonics: Finds and circles vowels.  
Uses alphabetical order to join the dots.  
Writing: Practise writing your name.

### 67 I wish I had a fish 6

Speaking about a picture.  
Reading short sentences.  
Word work: sh and th-sounds.  
Matches word cards with sentences.  
Writing: Practices B.  
Writing: Copies the sentence.

### 68 Pets and other animals 8

Draw a picture of a pet and discuss with a friend.  
Phonics: Finds and circles the th, ch, sh, st, sh sounds.  
Fun activity: Cut out farm animals and paste them onto a farm picture.

### 69 Fun in the sun 10

Speaks about a picture.  
Reads short sentences.  
Word work: The vowel sounds.  
Matches word cards with sentences.  
Writing: Practices C.  
Writing: Copies the sentence.

### 70 Word work 12

Writing: Fill in the vowels to form words that match the pictures.  
Writing: Match the capital letter with the small letter.  
Fun: Identifies the picture that does not belong to the group. Writes the name for each group.

### 71 Let's play 14

Speaks about a picture.  
Reads short sentences.  
Word work: ch-sounds.  
Matches word cards with sentences.  
Writing: Practices D.  
Writing: Copies the sentence.

### 72 I like to play 16

Match the words with the correct picture.  
Phonics: Finds and circles the ch sounds.  
Match words with the correct picture.  
Fun: Eye tracking activity.

### 73 We like to run 18

Speaks about a picture.  
Reads short sentences.  
Word work: st-sound.  
Matches word cards with sentences.  
Writing: Practices E.  
Writing: Copies the sentence.  
Use the pictures to tell the story.

### 74 Winning 20

Speaks about a picture.  
Phonics: Find and circle the st-sounds.  
Tells a story based on pictures.  
Uses ch or st to complete the words so that they match the picture.

## Term 3: weeks 1–4

### 75 At the shop 22

Speaks about a picture.  
Reads short sentences.  
Word work: sh-sound.  
Matches word cards with sentences.  
Writing: Practices F.  
Writing: Copies the sentence.

### 76 What to buy? 24

Fill in sh to form words that match the pictures.  
Phonics: Find and circle the sh sound.  
Fun: Write a list of items based on a picture.

### 77 Reading 26


Reads speech bubbles and short sentences.  
Speaks about a picture.  
Reads short sentences.  
Word work: th-sounds.  
Matches word cards with sentences.  
Writing: Practices G.  
Writing: Copies the sentence.

### 78 I like books 28

Alphabetical order.  
Writing: answers questions about the picture.  
Fills in vowels to complete words that match with the picture.  
Fun: Eye tracking activity.

### 79 The three bears 30

Revises the vowel sounds.  
Makes a cut-out story book.  
Colours the picture of the three bears.  
Finds items hidden in the picture.  
Reads the story of The three bears.



## Theme 6: Going places

### 81 The birthday party 36

Speaks about a picture.  
Reads short sentences.  
Word work: pl, bl, cl, sl sounds.  
Matches word cards with sentences.  
Writing: Practices H.  
Writing: Copies the sentence.  
Writing: Fills in their name, age and birthday.

### 82 Happy birthday 38

Sings Happy Birthday.  
Fills in the correct letters at the start of the word and then matches the word to the correct picture.  
Phonics: Finds and circles sl, pl, bl, fl sounds.  
Fun activity: Traces the names of the months on the calendar. Fills in their birthday and their friends' birthdays.

### 83 Sam and Ann get lost 40

Speaks about a picture.  
Reads short sentences.  
Word work: cl, st, ing sounds.  
Matches word cards with sentences.  
Writing: Practices I.  
Writing: Copies a sentence.  
Reads the days of the week.

### 84 The days of the week 42

Speaks about their favourite day of the week.  
Draws a picture showing what they do on this day.  
Writing: Fills in the correct days of the calendar.  
Phonics: Finds and circles nt, nd, cl, st, ing sounds.  
Fun activity: Trace and find (eye tracking).

### 85 We go to the zoo 44

Speaks about a picture.  
Reads short sentences.  
Word work: nt, nd, cl, st, ing sounds.  
Writing: Practices J.  
Writing: Copies the sentence.  
Phonics: Finds and circles cr, gr, fr, dr sounds.

### 86 The animals at the zoo 46

Writing: Fills in the missing words to complete the sentences.  
Writing: Writes their name, favourite animal.  
Writing: Copy the letters.  
Phonics: Finds and circles the dr, fl, bl, gr, bl sounds.  
Fun activity: Trace and find. Writes their name and favourite animal.

### 87 At the farm 48

Speaks about a picture.  
Reads short sentences.  
Word work: The vowel sounds.  
Matches word cards with sentences.  
Writing: Practices K.  
Writing: Copies the sentence.  
Writing: Writes two sentences about the picture.  
Writing: Writes their name, age and name of their school.

### 88 Life on the farm 50

Makes the sounds of the animals and let's a friend guess what animal they are.  
Writing: Fills in the missing words to complete the sentences.  
Phonics: Finds and circles the sw, gr, tr, fr and dr sounds.  
Draw a line to show what we get from each animal.

### 89 At the circus 52

Speaks about a picture.  
Reads short sentences.  
Word work: The vowel sounds.  
Matches word cards with sentences.  
Writing: Practices L.  
Writing: Copies the sentence.  
Writing: Writes two sentences about the picture.  
Writing: Writes their name, age and completes a sentence.

### 90 The animals at the circus 54

Draws favourite animal and writes name of animal.  
Writing: Adds s to the words to show plural.  
Phonics: Finds and circles nt, cl, ck, ll and nt sounds.  
Fun activity: Joins the dots alphabetically to see what animal this is.

## Term 3: weeks 5–8

### 91 We go to the soccer 56

Speaks about a picture.  
Reads short sentences.  
Word work: The vowel sounds.  
Matches word cards with sentences.  
Writing: Practices M.  
Writing: Copies the sentence.  
Writing: Writes two sentences about the picture.  
Writing: Writes their name and completes two sentences.

### 92 My favourite game 58

Draws a picture of the game most liked.  
Writing: Writes two sentences about the picture.  
Writing: Uses prescribed words to complete the sentences.  
Phonics: Finds and circles ld, ck, sh, lt, ck sounds.  
Fun activity: Uses visual discrimination to talk about the differences in the pictures.  
Find items in the pictures.

### 93 The toy shop 60

Speaks about a picture.  
Reads short sentences.  
Word work: The vowel sounds.  
Writing: Practices N.  
Writing: Copies the sentence.  
Writing: Writes their name, age and completes a sentence.  
Phonics: Finds and circles ll, ld, sh, ck-sounds.

### 94 The toys I like 62

Uses the alphabet to join the dots to form a picture.  
Writing: Completes the sentences using the pictures and prescribed words as a guide.  
Fun activity: Sorts the items into the correct baskets.

### 95 The three little pigs 64

Speaking about a picture.  
Reads the story of the three little pigs

## Theme 7: Where we live

### 97 The clinic 68

Speaks about the pictures.  
Reads a cartoon story.  
Word work: st, cl, sw, dr blends.  
Writing: Practices O.  
Writing: Copies the sentence.  
Writing: Draws a picture about being ill and writes three sentences about the picture.

### 98 Get well 70

Recalls sequence of events by numbering pictures.  
Writing: Makes a get well card for someone.  
Phonics: Reads the sentences and fills in missing words.  
Punctuates sentences.  
Matches the words with the correct pictures.

### 99 Sam at the dentist 72

Speaks about the pictures.  
Reads a cartoon story.  
Word work: st, cl, sw, dr blends.  
Writing: Practices P.  
Writing: Copies the sentence.  
Writing: Draws a picture and writes three sentences about the picture.  
Writing: Draws a picture about how to care for teeth and writes three sentences about it.

### 100 Caring for ourselves 74

Speaking about the pictures.  
Writing: Writes a sentence about two of the pictures.  
Writing: Identifies plurals.  
Fun activity: Trace and find (eye tracking)

### 101 Road safety 76

Speaks about the pictures.  
Reads short sentences.  
Word work: cr, wh, st, th-sounds..  
Writing: Practices Q.  
Writing: Copies the sentence.  
Writing: Draws a picture about crossing the street and writes a caption for it.

### 102 Road safety 78

Colours in the traffic lights.  
Completes the sentences by filling in the missing words.  
Matches the words with the correct road sign.

### 103 Transport 80

Speaks about the picture.  
Reads short sentences.  
Word work: Revises st and tr blends.  
Writing: Practices R.  
Writing: Copies the sentence.

### 104 Transport 82

Cut out the different kinds of transport and paste them on land, sea or sky.

### 105 The fire 84

Speaks about the picture.  
Reads short sentences.  
Word work: the ed-sound (past tense).  
Writing: Practices S.  
Writing: Copies the sentence.  
Writing: Draws a picture of a fire and then writes about the picture.

### 106 The fire 86

Speaks about the pictures.  
Writing: writes sentences about the pictures.  
Phonics: Finds word with the ed-sound.  
Trace and find. Help the fire-fighter to get to the fire (eye tracking).

### 107 At school 88

Speaks about the picture.  
Reads short sentences.  
Word work: ed-sounds.  
Writing: Practices T.  
Writes sentences about what they did the previous day.  
Draws a picture to show what they like to do at school and then writes about the picture.

## Term 4: weeks 1–4

### 108 What we do at school 90

Draws a picture of their school friend and then writes a sentence about her or him.  
Fills in missing verbs to complete sentences.  
Matches words and pictures.

### 109 After school 92

Speaks about the pictures.  
Reads sentences about pictures.  
Word work: ed-sounds revised.  
Writing: Practices U.  
Writes sentences about what they did the previous day and illustrates sentences.

### 110 At night 94

Sings: Twinkle Twinkle little star.  
Word game revising blends and diagraphs.  
Fills in missing words to complete sentences.  
Punctuates sentences.

### 111 Filling in sounds 96

Sorts blends and diagraphs and copies them into the correct sound boxes.  
Makes the cut out book of story of Pooh bear.

### 112 Reads the story of Winnie the Pooh. 97



## Theme 8: Our World

### 113 Weather 102

Speaks about the pictures.  
Reads speech bubbles and sentences.  
Word work: ing, nd, ld-endings.  
Writing: Practices V.  
Draws a picture about the weather and writes a caption for the picture

### 114 What's the weather? 104

Writing: writes sentences about pictures.  
Uses the adjectives to complete the sentences.  
Phonics: Finds and circles the sounds ing, old, nd, bl, sh sounds.  
Punctuates sentences.  
Differentiates between clothes for the different weather.

### 115 It's storming 106

Speaks about the picture.  
Reads a short story.  
Word work: Revises th, st and sh-sounds.  
Writes sentences with these words.  
Writing: Practices W.  
Draws a picture about a storm and writes three sentences about the picture.

### 116 More about the weather 108

Fills in the correct pronouns for complete sentences.  
Reads a weather chart and then answers questions based on the chart.  
Keeps a weather chart for five days.

### 117 The seasons 110

Speaks about the pictures of the seasons.  
Sorts words into sound boxes.  
Word work: gr, st, sw, sh sounds.  
Writing: Practices S.  
Draws a picture about their favourite season and writes sentences about it.

### 118 Days, weeks and months 112

Speaks about a calendar.  
Answers questions based on the calendar.  
Fills in missing words about the seasons.  
Identifies the season and the animals and plants in a picture.

### 119 Bongi and Ann plant vegetables 114

Speaks about the picture.  
Reads labels and short story.  
Word work: revises fr, gr, tr-sounds.  
Writing: Practices Z.  
Writes a list of the vegetables included in the picture.  
Sorts fruit and vegetables and writes a sentence about their preference.

### 120 Planting in our garden 116

Speaks about the pictures.  
Fills in verbs to complete sentences.  
Punctuates the sentences.  
Cuts out pictures of vegetables and pastes them on to a bar chart.

### 121 At the game park 118

Speaks about the picture.  
Reads short story and labels.  
Word work: revises ch, sh-sounds.  
Writing: Practices Y.  
Writes about the animals in the picture.

### 122 Animals 120

Labels the different parts of two animals.  
Writing: Completes a chart about animals.  
Fills in missing words to complete sentences.  
Follows instructions to complete a drawing.

## Term 4: weeks 5–8

### 123 At the seaside 122

Speaks about the picture.  
Reads labels and a short story.  
Word work: wh, sh, ck sounds.  
Draws a picture of a sea animal and writes a sentence about it.

### 124 Fish 124

Joins the dots alphabetically to complete a picture.  
Fills in the names of fish to complete sentences.  
Punctuates sentences.  
Finds and circles the sounds sh, ch, wh, th sounds.  
Fun activity: trace and find.

### 125 Reads the story of Bubu the elephant. 126





Let's speak

Look at the picture and talk about what you see.



parrot

boy

cat

cage

rat

girl

dog




Let's read

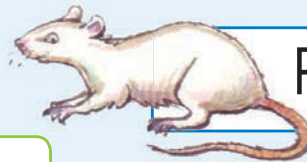
Ann has a cat.



Jabu has a parrot.



Pat has a rat.



Bongi has a dog.



Date: \_\_\_\_\_

Sight words

am

is

run



Word work

Read the words and listen to the sounds. Then write two sentences in your exercise book using words from the word work box.


cat	dog	Ben
rat	log	ten
has	jog	men



Let's match

Match the word cards with the words in this sentence.

The cat and  
the rat ran.



Copy the letters.

Let's write




a a

A A



Let's write

Copy the sentence.



The cat and the rat ran.

TEACHER: Sign \_\_\_\_\_

Date \_\_\_\_\_



Let's do

Fill in the correct letter so that the word matches the picture.


ca t

ca \_\_\_\_



\_\_\_\_ in

\_\_\_\_ in



\_\_\_\_ at

\_\_\_\_ at



\_\_\_\_ og

\_\_\_\_ og



p \_\_\_\_ n

p \_\_\_\_ n



Sounds

Read the sentences, then find and circle the sounds as shown in the example.

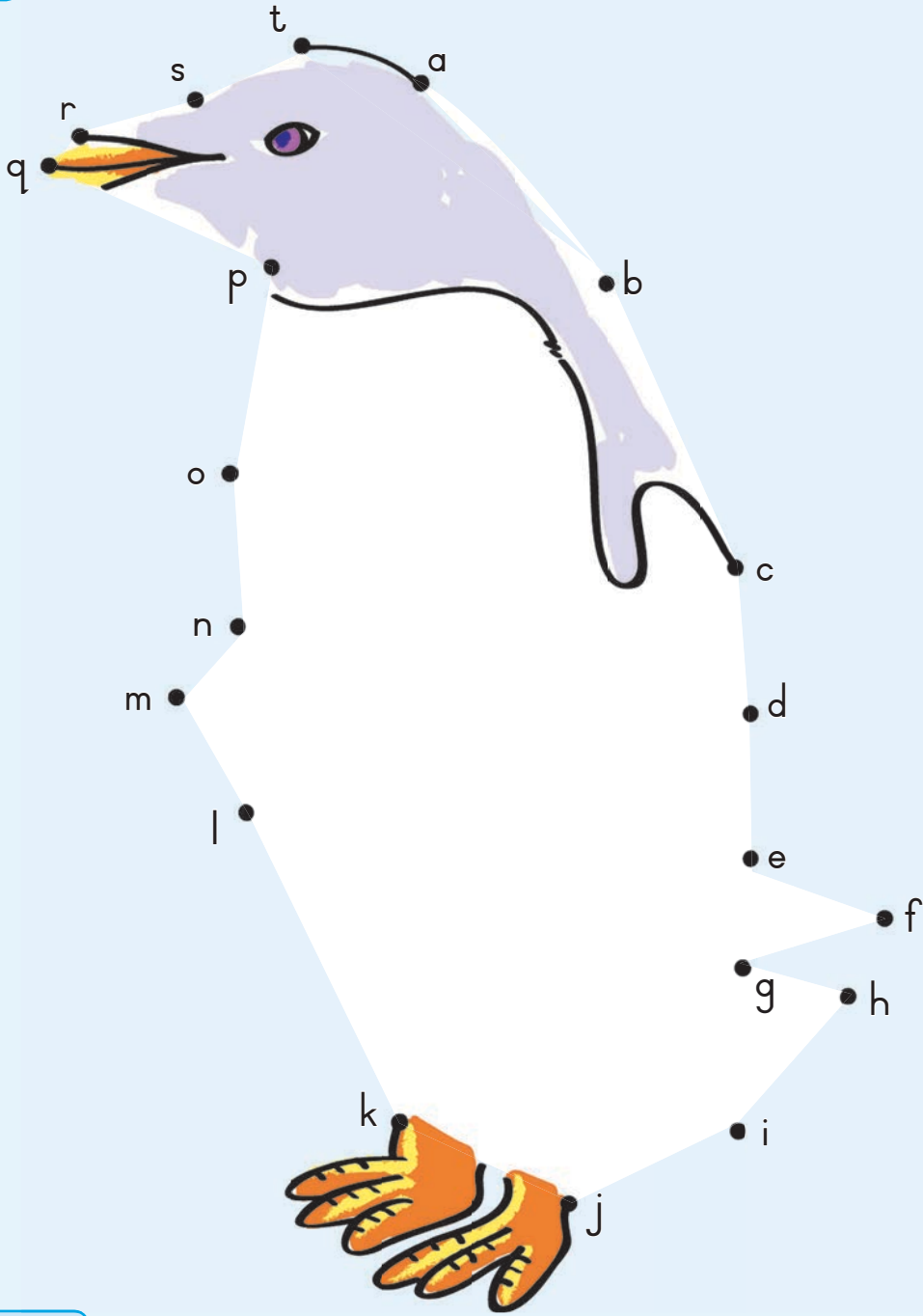
a	The <u>c</u> <u>a</u> t <u>a</u> nd the r <u>a</u> t r <u>a</u> n to the m <u>a</u> t.
e	Ben went to bed.
i	I lick my lips.
o	The dog is hot but the cat is not hot.
u	I eat my bun in the sun.



Date: \_\_\_\_\_



Follow the letters of the alphabet to complete this drawing.  
Colour it in. Then talk about whether this animal would be a good pet.



Let's write Practise writing your name.

\_\_\_\_\_

\_\_\_\_\_

\_\_\_\_\_

TEACHER: Sign \_\_\_\_\_

Date \_\_\_\_\_

# I wish I had a fish

Term 3 – Week 1



Let's speak


Look at the pictures and talk about what you see.

I wish I had a fish.



Let's read

This is a dog.  
That is a cat.  
These are chicks.  
I wish I had a fish.



Word work

Read the words and listen to the sounds. Then write two sentences in your exercise book using words from the word work box.

wish	this	ship
fish	that	shop
dish	then	shut



Date: \_\_\_\_\_



Let's match

Match the word cards with the words in this sentence.

I	wish	I
had	a	fish.



Copy the letters.

Let's write




b b	B B
-----	-----



Let's write

Copy the sentence.



This is my fish.

\_\_\_\_\_

\_\_\_\_\_

\_\_\_\_\_



TEACHER: Sign \_\_\_\_\_

Date \_\_\_\_\_



Let's do

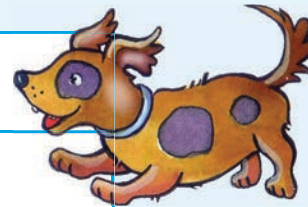
Draw a picture of an animal you think will make a good pet.  
Tell your friend why you think it will be a good pet.



Sounds



Read the sentences, then find and circle the sounds as shown in the example.

th	<b>Th</b> is is my dog.
th	The children have chicks.
sh	We swim with the fish in the pond.
th	They have a pet frog.
sh	She has a fish in a dish.
sh	She plays with the dog.



Fun

Cut out the animals on the opposite page and paste them in place.



Date: \_\_\_\_\_



Fun

What animals make good pets?

What animals are wild?

What animals live on a farm?



TEACHER: Sign \_\_\_\_\_


Date \_\_\_\_\_

9



Let's speak

Look at the picture and talk about what you see.



Let's read

We have fun in the sun.  
 We like to dig and we like to run.  
 Sam has a red cap.  
 I sit on a mat and eat a big bun.



Date: \_\_\_\_\_

Sight words

we  
like  
to



Word work

Read the words and listen to the sounds. Then write two sentences in your exercise book using words from the word work box.

sun	dig	red
fun	in	bed
run	big	led



Let's match

Match the word cards with the words in this sentence.

We have fun  
in the sun.



Copy the letters.

Let's write




c c

C C



Let's write

Copy the sentence.



We have fun in the sun.

Blank writing lines for practicing the sentence.

TEACHER: Sign \_\_\_\_\_



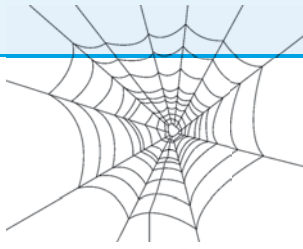









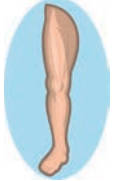







Date \_\_\_\_\_



Let's write

Complete the words so that they match the picture. Use one of these letters.



 c _ t	 c _ p	 w _ b	 t _ p
 r _ t	 d _ g	 n _ t	 t _ p
 b _ d	 s _ n	 p _ n	 j _ g
 l _ g	 l _ p	 p _ t	 b _ s
 z _ p	 m _ t	 v _ n	 b _ t



Date: \_\_\_\_\_



Let's write

Now draw a line to match the capital letter with the small letter.

a	e	i	o	u
U	O	E	I	A



Fun

Cross out the picture that does not belong to the group. Then write the name for each group. Use these words to help you.

- cars
- cats
- dogs
- plants
- fruit
- clothes

	dogs
	_____
	_____
	_____
	_____
	_____

TEACHER: Sign \_\_\_\_\_

Date \_\_\_\_\_



Let's speak

Look at the picture and talk about what you see.



Let's read

It is **such** fun to run in the sun.We very **much** like to play.

I like to run and jump.



Date: \_\_\_\_\_

Sight words

it  
like  
as



Word work

Read the words and listen to the sounds. Then write two sentences in your exercise book using words from the word work box.

much	chip	chin
such	chop	chick
church	chimp	chat



Let's match

Match the word cards with the words in this sentence.

It is such fun to play.



Copy the letters.

Let's write




d d

D D



Let's write

Copy the sentence.



It is such fun to play.

Blank writing lines for copying the sentence.

TEACHER: Sign \_\_\_\_\_

Date \_\_\_\_\_



Let's do

Draw a line from the word to the correct picture.



swing

run

jump


kick

sit

swim

stand

hop



Sounds

Read the sentences, then find and circle the sounds as shown in the example.

ch

It is su(ch) fun.

ch

Ben is such a good dog.

ch

It is such a hot day.

ch

The chicks very much like to play.

ch

I very much like cheese and chips.

ch

The children go to church.



Date: \_\_\_\_\_



Let's match

Match these words with the correct picture.  
Then circle the **ch** in each word.



chop

chimp


chips

chick



Fun

Help these children to find the park.



TEACHER: Sign \_\_\_\_\_

Date \_\_\_\_\_

17



Let's speak

Look at the picture and talk about what you see.



watermelon

run

jump



Let's read

We like to run.

Ann and Sam run very **fast**.

Ben, my dog, is always **last**.

**Stop** Ben! **Stop**!



Date: \_\_\_\_\_

Sight words

we  
run  
very



Word work

Read the words and listen to the sounds. Then write two sentences in your exercise book using words from the word work box.

fast	best	still
last	rest	stand
past	nest	stop

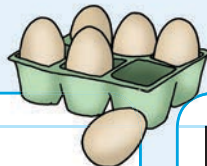


Let's match

Match the word cards with the words in this sentence.

We run fast.

Ben comes last.



Copy the letters.

Let's write



e e

E E



Let's write

Copy the sentence.



We run fast.



Fun



Talk to your friend about these two pictures. What is happening?

Blank writing lines for the student to write their response.




TEACHER: Sign \_\_\_\_\_

Date \_\_\_\_\_



Let's speak

Look at the picture and talk about what you see.



cheetah

giraffe

elephant

tortoise

snail



Sounds

Read the sentences, then find and circle the sounds as shown in the example.

st	We run fa(st).
st	Sam comes past.
st	Ben comes last.
st	Stop at the red light.
st	Stand still in church.
st	The bird is in its nest.





Date: \_\_\_\_\_



Let's speak

Now talk to your friend about these two pictures.  
What is happening?



Fun

Complete the words so that they match the picture. Use **ch** or **st**.  
We have done the first one for you.



st op



\_\_\_ op



\_\_\_ eps



\_\_\_ ips



\_\_\_ ick



\_\_\_ ick

TEACHER: Sign \_\_\_\_\_

Date \_\_\_\_\_



Let's speak

Look at the picture and talk about what you see.



dish wash

chips

cheese

chops

milk



sweets

heavy basket



Let's read

She is at the shop.

What will she get?

She will get chips, chops, cheese, milk and dish wash.



Date: \_\_\_\_\_

Sight words


this  
with  
she



Word work

Read the words and listen to the sounds. Then write two sentences in your exercise book using words from the word work box.


she	sheet	wash
ship	sheep	wish
shop	shirt	dish



Let's match

Match the word cards with the words in this sentence.

She is at the shop.



Copy the letters.

Let's write



f f

F F



Let's write

Copy the sentence.

She is at the shop.

TEACHER: Sign \_\_\_\_\_


Date \_\_\_\_\_



Let's do

Fill in **sh** at the start of each word.

Then match the words with the correct pictures.



sheep



\_\_\_ ark

\_\_\_ irt

\_\_\_ op

\_\_\_ ip

\_\_\_ eet



Sounds

Read the sentences, then find and circle the sounds as shown in the example.

sh

She likes sheep.

sh

Sheep like grass.

sh

She is at the shop.

sh



She sees a shark.

sh

This is my shirt.

sh


She has a ship.



Date: \_\_\_\_\_



Look at the picture, then write a list of all the things she bought at the shop.



_____	_____	_____	_____
_____	_____	_____	_____
_____	_____	_____	_____

TEACHER: Sign \_\_\_\_\_

Date \_\_\_\_\_



Let's speak

Look at the pictures and talk about what you see.

This is a  
good book.



This is also a  
good book.

No, Ben. Stop you  
silly dog!



Let's read

They were reading a **thick** book.  
Then Ben jumped on **them**.  
I **think** Ben is a funny dog.



Date: \_\_\_\_\_

Sight words

is  
I  
them



Word work

Read the words and listen to the sounds. Then write two sentences in your exercise book using words from the word work box.

they	thick	that
then	thin	them
this	thank	the



Let's match

Match the word cards with the words in this sentence.

They read a thick book.



Copy the letters.

Let's write



g g

G G



Let's write

Copy the sentence.

They read a thick book.




TEACHER: Sign \_\_\_\_\_

Date \_\_\_\_\_



Let's do

Fill in the missing letters on these books.



Let's write

Fill in the letters to show:

Which books are thick?

Which books are thin?

Count how many books are:

red	
yellow	
pink	

green	
blue	
purple	






Date: \_\_\_\_\_



Let's write

Complete the words so that they match the pictures. Use one of these letters.



p i g

d \_ g

b \_ g

b \_ t

h \_ p

m \_ p


r \_ n

s \_ n



Fun

Help the children to find a balloon that is the same colour as their shirts.



TEACHER: Sign \_\_\_\_\_

Date \_\_\_\_\_

# The three bears



## Word work

Read these words and then help Goldilocks and Baby Bear to sort them into the correct sound boxes.



pig wet get run fun

got big cat mat pot hot

hat sun bed pin bun




Sound boxes for sorting words:

- a** (orange box)
- e** (blue box)
- i** (brown box)
- o** (red box)
- u** (green box)

Each box has three horizontal lines for writing.

Instructions for making a cut-out book:

- 1** CUT HERE (indicated by a dashed line and scissors)
- 2** FOLD HERE (indicated by a dotted line)
- 3** FOLD HERE (indicated by a curved arrow)
- 4** STAPLE HERE (indicated by a staple icon)



### Reading books:

Follow the instructions and make this cut out book. Take it home and read it to your friends and family.





Who's been sleeping in my bed?



4


13

I am sorry I ate your porridge.

You are my best friend.



# The three bears



16

1

Baby bear is happy. He has a new friend.



Goldilocks wakes up.  
She is afraid.

14

Let's go for a walk while  
the porridge cools.



The porridge is very hot.

3

This porridge is  
very good.



The three bears cook  
porridge.

2

And there  
she is.



The porridge is very hot.

15

Who's been sleeping  
in my bed?



I wish I had  
a friend.



Baby bear does not  
have any friends.

12

5

This bed is  
too hard.

That bed is  
just right.

This bed is  
too soft.



She goes to sleep.

8

9

I am so hungry.  
I smell good food.



Goldilocks sees their house.

6

Who's been eating  
my porridge?



Who's been eating  
my porridge? My  
porridge is all gone.

11

Who's been eating  
my porridge?



That porridge  
is too hot.

That one is  
too cold.



This one is  
just right.

She tastes the porridge.

10

7

Date:



Colour this picture of the three bears.  
Find the spoon, truck, watch, bow tie, toothbrush and hand bag.



TEACHER: Sign

Date

35



Let's speak

Look at the picture and talk about what you see.



Let's read

Today is Ann's birthday.  
 We all sing and **play**.  
 Ann **blows** the candles. We **clap**.  
 We have **plenty** to eat.





Date: \_\_\_\_\_

Sight words

play  
we  
have



Word work

Read the words and listen to the sounds. Then write two sentences in your exercise book using words from the word work box.

play	blow	clap	sleep
plant	blue	claw	slip
plenty	black	cling	slap

Copy the letters.

Let's write



h h



H H



Let's write

Copy the sentence.

We play and sing.



Write 2 sentences about the picture.

Let's write



Blank writing lines for two sentences.



Let's write

My name is \_\_\_\_\_.  
I am \_\_\_\_\_ years old.  
My birthday is in \_\_\_\_\_.

TEACHER: Sign \_\_\_\_\_

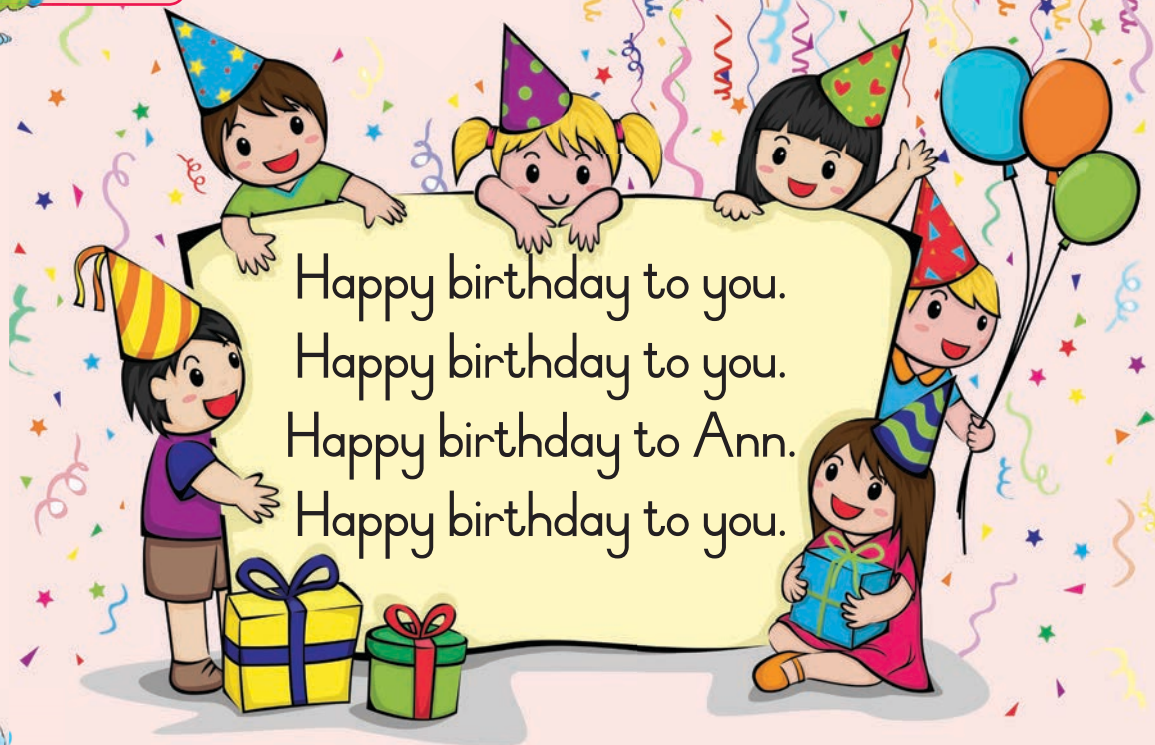
Date \_\_\_\_\_

# HAPPY BIRTHDAY




Let's do

Let's sing a song.



Let's do

Choose and then fill in the correct letters at the start of the word so that the word matches the correct picture.



___ um	pl	flag
___ ant	bl	___ oud
___ ue	cl	___ y
___ ocks	fl	___ ip
___ eep	sl	___ ap



Date: \_\_\_\_\_



Sounds

Read the sentences, then find and circle the sounds as shown in the example.

sl	She goes to <b>sl</b> eep.
pl	I like plums.
bl	He has a black and blue ball.
fl	The flag is flying.
bl	The baby has blue blocks.



Fun

Trace the names of the months on the birthday calendar. Then fill in your name in the month of your birthday. Write in the names of your friends in the months of their birthdays.

## Birthday calendar

January  
\_\_\_\_\_  
\_\_\_\_\_

February  
\_\_\_\_\_  
\_\_\_\_\_

March  
\_\_\_\_\_  
\_\_\_\_\_

April  
\_\_\_\_\_  
\_\_\_\_\_

May  
\_\_\_\_\_  
\_\_\_\_\_

June  
\_\_\_\_\_  
\_\_\_\_\_

July  
\_\_\_\_\_  
\_\_\_\_\_

August  
\_\_\_\_\_  
\_\_\_\_\_

September  
\_\_\_\_\_  
\_\_\_\_\_

October  
\_\_\_\_\_  
\_\_\_\_\_

November  
\_\_\_\_\_  
\_\_\_\_\_

December  
\_\_\_\_\_  
\_\_\_\_\_

TEACHER: Sign \_\_\_\_\_

Date \_\_\_\_\_

39



Let's speak

Look at the picture and talk about what you see.



Let's read


It was Monday.

We **went** to play with the ducks at the **pond**.

We got **lost**.

Sam fell **and** hurt his **hand**.

Ben the dog found us.



Date: \_\_\_\_\_

Sight words


play  
was  
have



Word work

Read the words and listen to the sounds. Then write two sentences in your exercise book using words from the word work box.

hand	lost	went
and	nest	tent
pond	west	sent



Copy the letters.

Let's write



i i

I I



Let's write

Copy the sentence.

We went to the pond.



Write 2 sentences about the picture.

Let's write



Let's write

What day is it today? Put an X next to its name.

Circle your favourite day. What day is tomorrow? Put a tick ✓ next to its name.

Sunday		Monday		Tuesday	
Wednesday		Thursday		Friday	
Saturday		Sunday			

TEACHER: Sign \_\_\_\_\_

Date \_\_\_\_\_

# The days of the week



Let's do

Draw a picture to show what you like to do on this day.

Which is your favourite day of the week?

---



---



---



Let's write

These days fell off the calendar. Fill them into the correct spaces.

Thursday

Wednesday

Monday

Saturday



Sounds



Sunday
Tuesday
Friday

Read the sentences, then find and circle the sounds as shown in the example.

nt	We we <span style="border: 1px solid red; border-radius: 50%; padding: 2px;">nt</span> to the pond.
nd	Sam hurt his hand.
cl	The clown had a blue hat.
st	They were lost.
ing	The baby was crying.



Date: \_\_\_\_\_




Fun

Help Sam and Ann to get home safely.



TEACHER: Sign \_\_\_\_\_

Date \_\_\_\_\_




Let's read

We are at the zoo.

The birds **sing** and **flap** their **wings**.

The croc **sleeps** on the green grass.

The lion goes grrr.



Word work

Read the words and listen to the sounds. Then write two sentences in your exercise book using words from the word work box.


crocodile	green	frog	drink
cross	grass	fresh	dress
creep	grow	from	drop



Date: \_\_\_\_\_

Sight words


are  
their  
goes



Let's write

Copy the sentence.

We see a frog.



Write 2 sentences about the picture.

TEACHER: Sign \_\_\_\_\_

Date \_\_\_\_\_



Let's write


Fill in the missing words.  
Use these words to help you.


bird

lion

crocodile

The  \_\_\_\_\_ sleeps in the sun.

The  \_\_\_\_\_ flaps its wings.

The  \_\_\_\_\_ goes grr.



Let's write

My name is \_\_\_\_\_.  
My favourite animal is \_\_\_\_\_.  
The \_\_\_\_\_ has stripes.



Let's write

Copy the letters.

j j



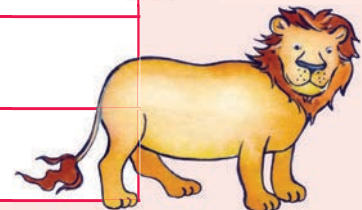

J J



Sounds

Read the sentences, then find and circle the sounds as shown in the example.

dr	This is her <u>dr</u> ess.
fl	The bird flaps its wing.
bl	The black mamba is big.
gr	The lion goes grrr.
bl	I have a black and blue blouse.



Date: \_\_\_\_\_

Help the children find the animals.  
Fill in the names of the animals they see.

Fun



monkey

elephant

crocodile

rabbit



giraffe

zebra

hippo

tortoise

frog



TEACHER: Sign \_\_\_\_\_

Date \_\_\_\_\_



Let's speak

Look at the picture and talk about what you see.



Let's read



We are all at the farm.  
 The farmer **drives** a **tractor**.  
 She **grows** beans.  
 We get milk from the cows.  
 We get eggs from the hens.



Date: \_\_\_\_\_

Sight words


are  
she  
from  
the



Word work


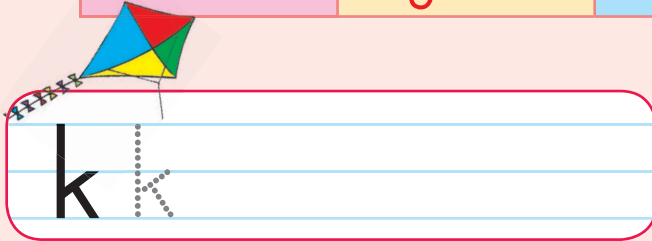
Read the words and listen to the sounds. Then write two sentences in your exercise book using words from the word work box.

drives	grow	tree
dress	green	tractor
drink	grass	trust





Copy the letters.

Let's write





Let's write

Copy the sentence.



Write 2 sentences about the picture.

Let's write



Let's write

My name is \_\_\_\_\_ .  
I am \_\_\_\_\_ years old. I am in Grade \_\_\_\_\_ .  
My school is \_\_\_\_\_ .

TEACHER: Sign \_\_\_\_\_

Date \_\_\_\_\_



Let's do

Make the sounds that the farm animals make. Your friend must guess what animal you are.



Let's write

Fill in the missing words.

duck

frog


dress

grass

tractor



The farmer drives a



The



swims in the pond.

The cows eat



The girl has a new



The




jumps into the pond.



Sounds

Read the sentences, then find and circle the sounds as shown in the example.

sw	The duck <b>sw</b> ims.
gr	The grass is green.
tr	The tractor is under the tree.
fr	We get cheese from milk.
dr	My dress is pink.

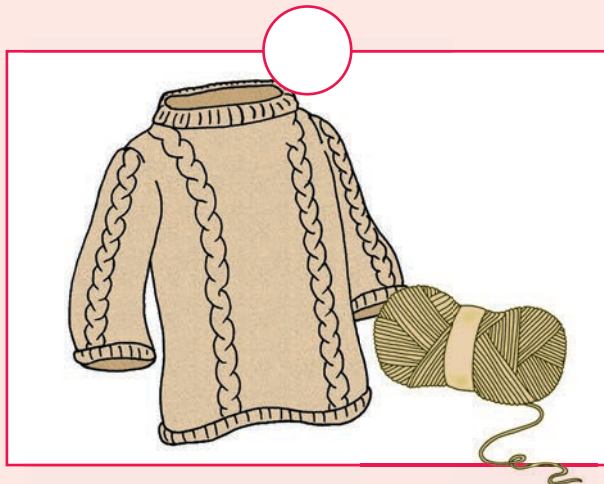







Date: \_\_\_\_\_



Let's do

Draw a line to show what we get from these animals.



TEACHER: Sign \_\_\_\_\_

Date \_\_\_\_\_




Let's speak

Look at the picture and talk about what you see.



popcorn




elephant



circus tent

lion



clown

children



Let's read

We are in the **tent**.

The seal **plays** with a ball.

The lion shows his big teeth.

We **clap** for the **clowns**.



seal



Date: \_\_\_\_\_

Sight words

play  
we  
went



Word work

Read the words and listen to the sounds. Then write two sentences in your exercise book using words from the word work box.

tent	bent	grass	play
rent	sent	grab	plant
lent	went	green	plan



Copy the letters.

Let's write



Handwriting practice box for the letter 't'. It shows a solid 't' followed by a dotted 't' on a set of three horizontal lines.

Handwriting practice box for the letter 'l'. It shows a solid 'l' followed by a dotted 'l' on a set of three horizontal lines.



Let's write

Copy the sentence.

Handwriting practice box for the sentence "We went into the tent." The sentence is written in dotted letters on a set of three horizontal lines.



Blank handwriting practice lines for copying the sentence.

Write 2 sentences about the picture.

Let's write



Blank handwriting practice lines for writing two sentences about the tent.



Let's write

My name is \_\_\_\_\_  
I am \_\_\_\_\_ years old.  
I want to go to \_\_\_\_\_


TEACHER: Sign \_\_\_\_\_

Date \_\_\_\_\_



Let's do


Draw your favourite animal on this T-shirt. Write its name in the space.







Let's write


Add a **s** to these words because each picture shows more than one thing.

apple **s**

cow \_



tractor \_



duck \_



girl \_



boy \_

Date: \_\_\_\_\_



Sounds

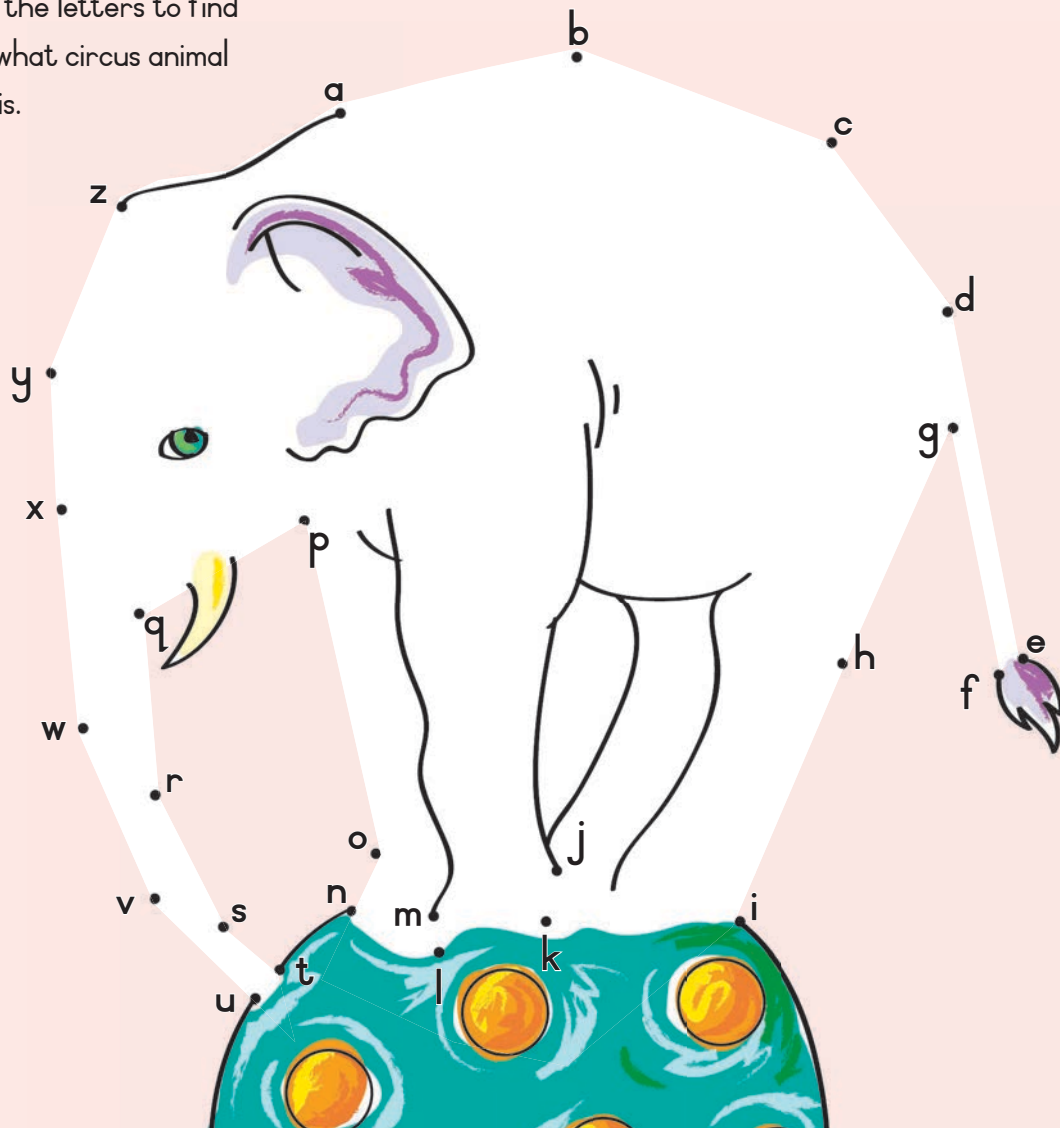
Read the sentences, then find and circle the sounds as shown in the example.

nt	We we <b>(nt)</b> into the circus te <b>(nt)</b> .
cl	We clapped for the clowns.
ck	Look at the black duck.
ll	She sells balloons and bells.
nt	She sent a letter.



Fun

Join the letters to find out what circus animal this is.




TEACHER: Sign \_\_\_\_\_

Date \_\_\_\_\_



Let's speak

Look at the picture and talk about what you see.



ice cream

ball

soccer players

flag



Let's read

Today is Saturday.  
 We watch them **kick** the ball.  
 I **hold** a **cold** ice cream.  
 It **melts** in my **hand**. I **lick** it.  
 We clap for Bafana.



Date: \_\_\_\_\_

Sight words

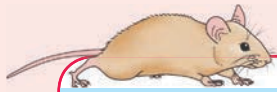
look  
how  
they



Word work

Read the words and listen to the sounds. Then write two sentences in your exercise book using words from the word work box.

old	sold	felt	kick
hold	gold	melt	lick
cold	told	belt	sick



m m

Copy the letters.

Let's write



M M



Let's write

Copy the sentence.

I hold a cold ice cream.



Write 2 sentences about the picture.

Let's write



Let's write

My name is \_\_\_\_\_  
I like to watch \_\_\_\_\_  
I like to eat \_\_\_\_\_

TEACHER: Sign \_\_\_\_\_

Date \_\_\_\_\_



Let's do

Draw a picture to show the game you like most.



Let's write


Write 2 sentences about your picture.

Blank writing area with three horizontal lines for writing.



Let's write


Use these words to complete these sentences.



fish



brick



cake



play



chick

This is a \_\_\_\_\_.

Ann and Sam \_\_\_\_\_.

This is a \_\_\_\_\_.

This is a \_\_\_\_\_.

This is a birthday \_\_\_\_\_.

Date: \_\_\_\_\_



Sounds

Read the sentences, then find and circle the sounds as shown in the example.

ld	It is co(ld).
ck	He kicks the ball.
sh	She is at the shop.
lt	He has a black belt.
ck	The duck on the brick is sick.



Talk about these two games and tell your friend what is the same and what is different.

Fun



Now see if you can find and circle these things in the picture. Tick the boxes when you find them.

ice cream	<input type="checkbox"/>
belt	<input type="checkbox"/>
brick	<input type="checkbox"/>
fish	<input type="checkbox"/>

shoe	<input type="checkbox"/>
sun glasses	<input type="checkbox"/>
chick	<input type="checkbox"/>
flag	<input type="checkbox"/>

TEACHER: Sign \_\_\_\_\_

Date \_\_\_\_\_



Let's speak

Look at the picture and talk about what you see.



blocks

teddy bear

doll

car

truck

duck

ball

puzzle

top



Let's read

We are in a toy shop.

We see **dolls**, blocks and cars.

Look at the **duck** on the **truck**.

We see lots of toys.





Date: \_\_\_\_\_

Sight words

look  
like  
see



Word work

Read the words and listen to the sounds. Then write two sentences in your exercise book using words from the word work box.

doll	hold	shop	truck
bell	sold	ship	duck
sell	cold	shut	black



Copy the letters.

Let's write



n n

N N



Let's write

Copy the sentence.

We play and sing.

\_\_\_\_\_

Write 2 sentences about the picture.

Let's write



\_\_\_\_\_



Let's write

My name is \_\_\_\_\_.  
I am \_\_\_\_\_ years old.  
I like playing with \_\_\_\_\_.

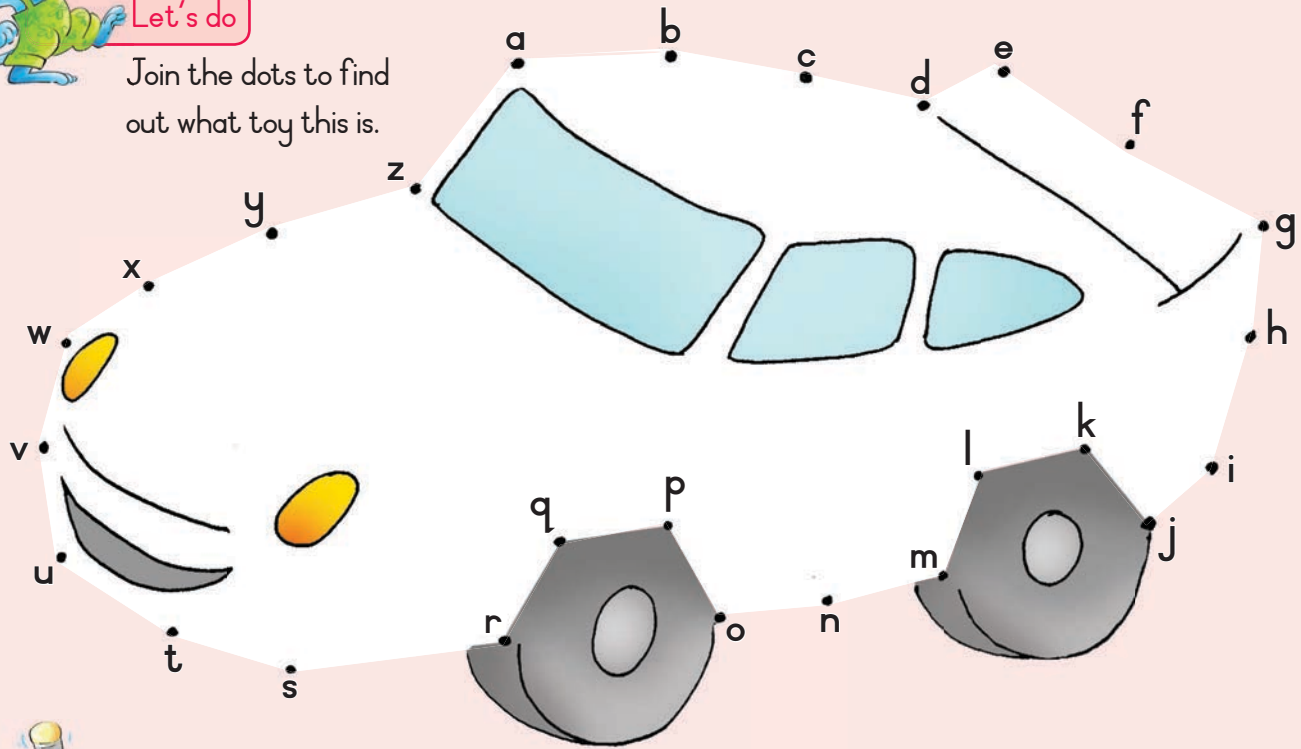
TEACHER: Sign \_\_\_\_\_

Date \_\_\_\_\_



Let's do

Join the dots to find out what toy this is.




Let's write

Write down what toy each child wants. Use these words to help you.

- car
- doll
- teddy
- blocks
- truck


Ann wants a  _____.
Bongi wants a  _____.
Sam wants  _____.
The baby wants a  _____.
He has a red  _____.



Reading books:

Make this cut out book. Take it home and read it to your friends and family.

We must be safe from the wolf.



We must each make a house.

I will make my house here.


4

Aaaaa!  
It's hot!



Then the wolf comes down the chimney.

13



We are not afraid of the big bad wolf, the big bad wolf, the big bad wolf.

16



# The three little pigs



1




I am going away for ever.

14

We must be careful of the big bad wolf.

I am so hungry. Those pigs look tasty. I'll have them for supper.



The wolf sees the pigs. He is very hungry. He wants to eat them.

3



We are going to live in our own houses.

Bye, Mama.

We are happy.

The three little pigs are leaving home. They must build their own houses.

2




We are not afraid of the big bad wolf.

And the wolf ran away and never came back.


15

Quick, make the water hot.




The pigs put a pot of water on the stove to boil. They put it under the chimney.

12




I will make my house from grass. It will be very quick. Then I can play.

5



The wolf huffs and puffs and blows the house down. The little pig runs to his brother in the stick house.

8



The wolf huffs and puffs and huffs and puffs and blows the house down. The two pigs run to their sister in the brick house.

9



I will make my house from sticks. It will be quick. Then I can play all day.

6

Oh no, no!


The wolf huffs and puffs and huffs and puffs and huffs and puffs. But the house does not fall down. Then he climbs on the roof.

11

Little pig, let me in.



10



I will make my house from bricks. It will take a long time. It will be strong.

7


Date: \_\_\_\_\_



Sounds

Read the sentences, then find and circle the sounds as shown in the example.

bl	The baby likes <b>b</b> locks.
ll	They sell dolls and bells.
tr	He drives a truck.
fr	Fred is a frog.
ld	I hold a cold drink.



Fun

Help tidy up. Sort out these things into the correct baskets. Draw a line from each thing to the correct basket.

T-shirt      shorts      shoes

jeans      jersey

teddy      cake

puzzle      cheese

blocks      milk

truck      doll      apple

orange


TEACHER: Sign \_\_\_\_\_ Date \_\_\_\_\_



Let's speak

Look at the picture and talk about what you see.

I am sick.



Ann is sick.

Let's read



Her mom takes her to the clinic.

Let's go to the clinic.

You must take tablets.



The doctor checks Ann.

Drink this up. You will feel better tomorrow.



Thank you Mama.

The doctor says Ann must stay in bed.



Date: \_\_\_\_\_

Sight words

stay  
her  
mom



Word work

Read the words and listen to the sounds. Then write three sentences in your exercise book using words from the word work box.

must	clinic	swim	drink
just	clap	sweet	drank
rust	clean	swell	dress



Copy the letters.

Let's write




o o      O O

Copy the sentence.

Let's write



Ann went to the doctor.



Let's write

Draw a picture about when you were sick. Then write 3 sentences about your picture.

Blank writing area for drawing and writing.

Blank drawing area.

TEACHER: Sign \_\_\_\_\_

Date \_\_\_\_\_



Let's do

Number the pictures to show the correct order.



Let's write

Make a get well card for someone you know who is sick.



A large sheet of lined paper for writing a get well card.

Date: \_\_\_\_\_



Sounds

Read the sentences, then fill in the missing words.  
Put a full stop at the end of each sentence.



clinic	Ann went to the <u>clinic</u> .
hurt	Ann's head _____
tablets	Ann must take _____
bed	Ann must stay in _____
feels	Now she _____ better



Draw a line to match these pictures with the correct **ing** word.

Fun



crying

jumping



singing

walking



standing

running



talking

sitting



painting

sleeping



eating

drinking



TEACHER: Sign \_\_\_\_\_

Date \_\_\_\_\_



Let's speak


Look at the pictures and talk about what you see.



Let's read

My tooth hurts.

Let's go to the dentist.



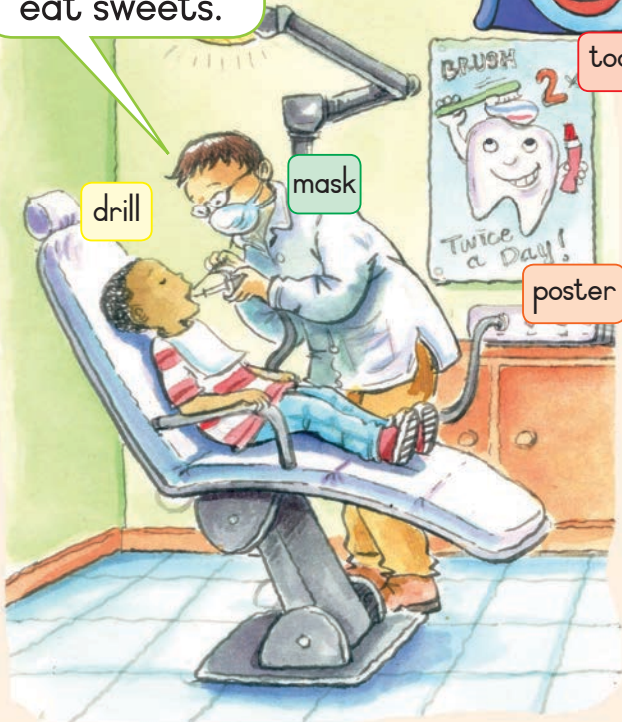
You must not eat sweets.



tooth brush

tooth paste

Remember, you must brush your teeth every day.



Thank you. I feel well.

Date: \_\_\_\_\_

Sight words


have  
from  
what



Word work

Read the words and listen to the sounds.  
Then write three sentences in your exercise book  
using words from the word work box.

dentist	mother	sweets
must	father	swim
west	teeth	swam



Copy the letters.

Let's write

p p

P P

Copy the sentence.

Let's write

Sam went to the dentist.



Let's write

Draw a picture about how to care  
for your teeth. Then write three  
sentences about your picture.

Blank writing area with horizontal lines.

Blank drawing area.

TEACHER: Sign \_\_\_\_\_

Date \_\_\_\_\_



Let's speak

Look at the picture and talk about what you see.



Let's write

Write a sentence about 2 of the pictures.

---

---

---

---

---


---

Date: \_\_\_\_\_



Let's write

Are there 1 or 2? Colour in the block with the right word.




cat

cats



frog

frogs



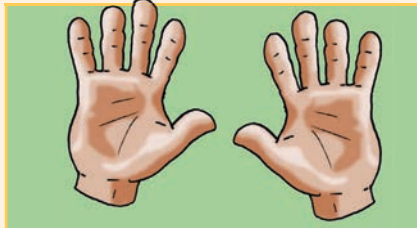
duck

ducks



tooth

teeth



hand

hands




foot

feet



Fun

Help Sam find his way to the dentist.  
Help Ann find her way to the clinic.



TEACHER: Sign \_\_\_\_\_

Date \_\_\_\_\_



Let's speak

Look at the pictures and talk about what you see.



Look right.



Look left.



Look right again.



Then cross.



Let's read

You **must** look both ways **when** you **cross**.**Stop**, look right and left.

Look right again.

Then cross.





Date: \_\_\_\_\_

Sight words

again  
and  
look



Word work

Read the words and listen to the sounds. Then write two sentences in your exercise book using words from the word work box.

cross	must	when	both
crab	just	what	tooth
crib	rust	why	teeth



Copy the letters.

Let's write



q q



Q Q

Copy the sentence.

Let's write



Look right and left.



Let's write

Draw a picture about crossing the street. Then write a caption for your picture.

Blank writing lines for a caption.

Blank drawing area for a picture about crossing the street.

TEACHER: Sign \_\_\_\_\_

Date \_\_\_\_\_



Let's do

Colour in the traffic light. Next to each colour, write its name. Then say what the colour tells you to do. Fill in these words in the correct spaces.



go stop wait

Name of colour		What must you do when it is this colour?
_____		_____
_____		_____
_____		_____



Sounds

Read the sentences, then fill in the missing words. Put a full stop at the end of each sentence.



left stop right green cross

We must look right and left.

Look before you \_\_\_\_\_

\_\_\_\_\_ at the red light

Cross when the light is \_\_\_\_\_

Look \_\_\_\_\_ and left.



Date: \_\_\_\_\_



Let's match

Match the word with the correct road sign.



children crossing



turn right



no entry



no bikes allowed



turn left

stop



TEACHER: Sign \_\_\_\_\_

Date \_\_\_\_\_




## Let's speak

Look at the picture and talk about what you see.



## Let's read

Mrs Zita drives the Gautrain.  
It is very **fast**.  
I go to school by bus.  
I get on the bus at the bus **stop**.



## Word work

Read the words and listen to the sounds. Then write two sentences in your exercise book using words from the word work box.

fast	best	truck	train
last	rest	trunk	trust
past	nest	travel	tree



Date: \_\_\_\_\_

Sight words

see  
the  
very



Let's write

Copy the letters.



r r

R R

Copy the sentence.

Let's write



Mrs Zita drives the Gautrain.




TEACHER: Sign \_\_\_\_\_

Date \_\_\_\_\_




Let's do

Cut out the different kinds of transport.  
Then paste them into the correct spaces in the pictures.



Date: \_\_\_\_\_



TEACHER: Sign \_\_\_\_\_

Date \_\_\_\_\_



Let's speak

Look at the picture and talk about what you see.



Let's read

I **walked** to the shop.  
 I saw a fire in the shop.  
 The firemen **rushed** to the fire.  
 They **used** a long ladder and a long hose.





Date: \_\_\_\_\_

Sight words

after  
from  
give



Word work

Read the words and listen to the sounds. Then write two sentences in your exercise book using words from the word work box.

fished	washed	jumped
wished	dished	skipped
rushed	walked	hopped



Copy the letters.

Let's write



s s



S S

Copy the sentence.

Let's write




They rushed to the fire.



Let's write

Draw a picture of a fire.  
Then write about your picture.

Blank writing area with horizontal lines for drawing and writing.



TEACHER: Sign \_\_\_\_\_

Date \_\_\_\_\_



Let's do

Talk to your friend about what is happening in these pictures.



Let's write

Write 3 sentences about these pictures.



Sounds

Read the sentences, then find and circle the words as shown in the example. Put a full stop at the end of each sentence.

ed	They rush(ed) to the fire.
ed	We walked to the shop
ed	I washed myself
ed	I jumped up and down
ed	I chased my dog




Date: \_\_\_\_\_



Fun

Help the fire-fighter get to the fire.



TEACHER: Sign \_\_\_\_\_

Date \_\_\_\_\_



Let's speak

Look at the picture and talk about what you see.



Let's read

Yesterday Ann **walked** to school with Bonggi.  
 They **played** in the playground.  
 They **jumped** and **skipped**.  
 They **washed** their hands.  
 They **liked** their lunch.



Date: \_\_\_\_\_

Sight words

jump  
walk  
wash



Word work

Read the words and listen to the sounds. Then write two sentences in your exercise book using words from the word work box.

liked	skipped	hopped
walked	jumped	wished
played	washed	danced



Copy the letters.

Let's write



t t

T T



Let's write

Write 3 sentences about what you did at school yesterday.



Let's write

Draw a picture to show what you like to do at school. Then write about your picture.

TEACHER: Sign \_\_\_\_\_

Date \_\_\_\_\_



Let's do

Draw a picture of your school friend.

Write a sentence about why you like her or him.

Blank writing lines for a sentence.

Large blank drawing area with a yellow and blue dotted border.



Let's write

Look at these pictures. Then fill in what the children do at school. Use these words to help you.

writing

reading

playing

singing



Ann is \_\_\_\_\_ . Bongji and Ann are \_\_\_\_\_ .



Sam is \_\_\_\_\_ . Sam is \_\_\_\_\_ .



Date: \_\_\_\_\_



Fun Draw a line to help them find their way.

I want sweets.

Jabu



I am sick.

Ann




I have a tooth ache.

Dan



I want to learn.

Bongi



TEACHER: Sign \_\_\_\_\_

Date \_\_\_\_\_



Let's speak

Look at the picture and talk about what you see.

After school we **played**.

Let's read



We did our homework.

Then we **washed**.We **brushed** our hair  
and teeth.Then we **slept**.



Date: \_\_\_\_\_

Sight words

every  
then  
her



Word work

Read the words and listen to the sounds.  
Then write three sentences in your exercise book using words from the word work box.

wished	washed	brushed
fished	jumped	cooked
dished	cleaned	baked



Copy the letters.

Let's write



u u

u u



Let's write

Write 3 sentences about what you did after school yesterday.  
Draw a picture of one of the things.

Blank writing area with horizontal lines.

Blank drawing area.



Let's write

Write a sentences about one of the pictures.

Blank writing area with horizontal lines.

TEACHER: Sign \_\_\_\_\_

Date \_\_\_\_\_



Let's do

Sing this song.



Twinkle, twinkle, little star,  
How I wonder what you are.  
Up above the world so high,  
Like a diamond in the sky.  
Twinkle, twinkle, little star,  
How I wonder what you are!



Fun

Pretend you and your friend are baby bear and Goldilocks. Decide who will be baby bear and who will be Goldilocks. See who can read these words the fastest. Baby bear must read all the words to help him find his way home. Goldilocks must read all the words to help her find her way home.



Date: \_\_\_\_\_




Sounds

Read the sentences, then fill in the missing words.  
Put a full stop at the end of each sentence.



walked	Yesterday I <u>walked</u> to school.
chased	A big dog _____ me.
jumped	I _____ onto the postbox.
helped	My friend _____ me.
washed	I _____ my hands.



TEACHER: Sign \_\_\_\_\_

Date \_\_\_\_\_



Word work

Sort out these words according to the highlighted sounds and copy them into the correct sound boxes.



- ship this then shut crush chimp clap
- chick that grass shop crab cheese
- ship claw green cling cry grab



sh _____ _____ _____	th _____ _____ _____	ch _____ _____ _____
cl _____ _____ _____	cr _____ _____ _____	gr _____ _____ _____




Reading books:  
Make this cut out book. Take it home and read it to your friends and family.




You funny bear.

One day Pooh's honey was finished. He licked the bottom of his pot and his head got stuck.



And so Pooh bear was stuck in the hole for 1 week. He could not get in or out.



**PULL! PULL!**


Pooh came popping out. What did he do? He ran off to get some honey. His tummy was rumbling.



## Pooh bear gets stuck



Let me read a story to you.



14

My name is Winnie the Pooh. I love to eat honey.



Pooh's tummy is always hungry for honey.

3

These are my friends.



Winnie the Pooh lives in the forest. He has lots of friends.

2

Don't worry. Soon you will be free.


Pooh's friends came to visit him every day. Bongi and Chris read stories to him.

15

Help! I am stuck.

Tell Rabbit to push you.

Pull!



Pull harder!




Help! I can't get down.

You silly bear.

You funny bear.

One day Pooh climbed a tree to get honey from a beehive. The branch broke and he was stuck in the tree.



I want to visit Rabbit. He has lots of honey.

Today Pooh went to visit Rabbit in his hole. He could not get down through the door.



The bees will sting him.

Pop the balloon and you will come down.



I love this honey. I only ate ten bottles of it.

Every day Pooh was in trouble.

6

11

You have finished all my honey. It is all finished.



Pooh ate all Rabbit's honey. His tummy was very full.



Help! I can't get away from the bees.

10

7





Date:



Let's do

Draw what you like to do with your friends and write 2 sentences about it.




TEACHER: Sign  Date






Let's speak

Look at the pictures and talk about what you see.




A hot day



A cold day



A windy day



A rainy day

Date: \_\_\_\_\_

Sight words

from  
fly  
away

Swimming is fun, we swim in the sun.  
It's raining and wet, we run with our pet.  
Today is so cold, go out if you're bold.  
The wind is blowing and my hat is going ...

Let's read



Word work

Read the words and listen to the sounds. Then write three sentences in your exercise book using words from the word work box.


swimming	blowing	cold	wind
running	going	told	hand
singing	raining	bold	sand



Copy the letters.

Let's write



v v  V V

Copy the sentence.

Let's write



Swimming is fun.




Let's write

Draw a picture of the weather you like.  
Then write a caption about your picture.

\_\_\_\_\_

\_\_\_\_\_

\_\_\_\_\_



TEACHER: Sign \_\_\_\_\_

Date \_\_\_\_\_



Let's write

Write a sentence about each picture.




---



---




---



---



Let's write

Use these words to complete the sentences.


windy

rainy

hot


cold

sunny

Jabu likes it when it is  \_\_\_\_\_ .Bongi does not like it when it is  \_\_\_\_\_ .Ann flies a kite when it is  \_\_\_\_\_ .Jabu and Sam like to swim when it is  \_\_\_\_\_ .You can't swim if it is  \_\_\_\_\_ .

Sounds

Read the sentences, then find and circle the words as shown in the example. Put a full stop at the end of each sentence.



ing	It is rain(ing).
old	It is cold and I hold my old hat
nd	The wind blows sand on my hand
bl	The wind is blowing my kite
sh	She runs in the rain to the shop

Date: \_\_\_\_\_



Circle the clothes you wear when it rains in **red**.  
Circle the clothes you wear when it is hot in **blue**.  
Circle the clothes you wear when it is cold in **green**.  
Then draw a line from the clothes to the correct words.

jersey  
boots  
sandals  
blouse  
shorts  
rain coat  
long pants  
t-shirt  
swimming costume  
gloves  
skirt  
sun glasses  
hat  
sun hat  
coat

TEACHER: Sign \_\_\_\_\_

Date \_\_\_\_\_



Let's speak

Look at the picture and talk about what you see.



Let's read

Bongi and Ann are in the **storm**.

**They** are afraid.

They run to **their** house.

They are wet.

They **shiver** and **shake**.

Ben the dog runs **with them**.



Date: \_\_\_\_\_

Sight words

can  
and  
come



Word work

Read the words and listen to the sounds.  
Then write two sentences in your exercise book  
using words from the word work box.

they	storm	shiver
them	stop	shout
their	stand	shake



Copy the letters.

Let's write



w w

W W

Copy the sentence.

Let's write



They are wet from the rain.



Let's write

Draw a picture of a storm. Write three  
sentences about your picture.

Blank lined area for drawing and writing.

Blank area for drawing a storm.

TEACHER: Sign \_\_\_\_\_

Date \_\_\_\_\_



he

she

they



Let's do

Complete these colouring pictures and then fill in the correct words. Use these words to help you.



It is spring. \_\_\_\_\_ has a yellow dress.



It is raining. \_\_\_\_\_ has a green and red umbrella.




It is hot. \_\_\_\_\_ have strawberry ice cream.



It is cold. \_\_\_\_\_ have blue hats.




Date: \_\_\_\_\_



Let's write

Read the sentences, then fill in the missing words as shown in the example. Put a full stop at the end of each sentence.

She	 She has a yellow dress.
She	_____ has a little dog
He	_____ is a boy
They	_____ play soccer



Let's write

Are you a boy or a girl?

boy

girl



I am a \_\_\_\_\_.



Fun

Look at the chart below. Read it with your friend. What do the small pictures mean?

Monday	Tuesday	Wednesday	Thursday	Friday
				

Talk to your friend and answer these questions. Then write down your answers.

Which day was sunny?	_____
Which day was windy?	_____
Which day was cloudy and windy?	_____
On which day did it rain?	_____

Draw the weather for the next 5 school days. Start with today and carry on until the chart is filled in.

Monday	Tuesday	Wednesday	Thursday	Friday

TEACHER: Sign \_\_\_\_\_

Date \_\_\_\_\_



Let's speak

Look at the picture and talk about what you see.




It is summer.



It is autumn.



It is winter.



It is spring.



Let's read

Fill in the underlined words into the correct spaces on the next page.

I shiver in winter.

I like summer.

I rush to the dam.I like to swim.I rest under the green trees.

Date: \_\_\_\_\_

Sight words

an  
any  
where



Word work

Read the words and listen to the sounds.  
Then write two sentences in your exercise book  
using words from the word work box.

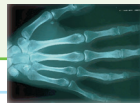
grow	nest	swam	wish
grass	west	swift	rash
green			

Copy the letters.

Let's write



x x




X X

Copy the sentence.

Let's write



I swim in the summer.



Let's write

Draw a picture about your favourite  
season. Then write a sentence about  
your picture.

Blank lined area for writing a sentence.

Blank area for drawing a picture.

TEACHER: Sign \_\_\_\_\_

Date \_\_\_\_\_





Let's do


Look at the calendar and then talk to your friend about what you see.

November						
Sunday	Monday	Tuesday	Wednesday	Thursday	Friday	Saturday
1	2	3	4	5	6	7
8	9	10	11	12	13	14
15	16	17	18	19	20	21
22	23	24	25	26	27	28
29	30					



Let's write

Write answers to these questions.



What month is this calendar for?

How many days are there in this month?

What is the first day?

What is the last day?

How many Sundays are there?

How many Fridays are there?

Date: \_\_\_\_\_



Let's write

Read the sentences, then fill in the words as shown in the example. Put full stops at the end of each sentence.

summer

winter

Saturday

spring

We swim in summer.

It is cold in \_\_\_\_\_

The baby birds hatch in \_\_\_\_\_

We don't go to school on \_\_\_\_\_



Fun

Animals are living things. Plants are living things too. All living things need air, food and water to live. Tell your friend what living things there are in this picture. Draw a circle around them.



Now fill in what season is shown in the picture.

\_\_\_\_\_



TEACHER: Sign \_\_\_\_\_

Date \_\_\_\_\_




Let's speak

Look at the picture and talk about what you see.

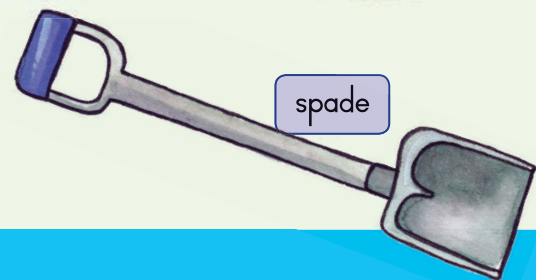


Let's read

We have a vegetable garden.  
 We eat from the garden.  
 We **grow** beans and carrots.  
 We get eggs **from** the hens.



fork



spade

Date: \_\_\_\_\_

Sight words


we  
from  
give



Word work

Read the words and listen to the sounds.  
Then write two sentences in your exercise book  
using words from the word work box.

from	grow	tree
front	green	tractor
frog	grass	trust



Copy the letters.

Let's write



Hand holding a red ball with a string. y y Y Y



Let's write

Write a list of the vegetables that you can see growing in the picture.




Let's write

Circle the fruit in red  
and the vegetables in  
blue. Then write  
a sentence about  
your favourite  
fruit or vegetable.



Blank writing area with a blue line.

TEACHER: Sign \_\_\_\_\_

Date \_\_\_\_\_



Let's do

Talk to your friend about what Ann and Bongji are doing.



Let's write

Read the sentences, then fill in the words as shown in the example. Put full stops at the end of each sentence.

Bongji and Ann **grow** carrots and beans.

The plants are \_\_\_\_\_

They cut the \_\_\_\_\_

We get \_\_\_\_\_ from milk

They \_\_\_\_\_ their plants every day

water

grow

green

cheese

grass



Date: \_\_\_\_\_



Let's write

Use these words to complete the sentences.

beans

tomatoes

carrots

Bongi and Ann

planted



and



They also grow








Let's do

Cut out the pictures at the bottom of the page and put them in the correct places on this chart. Then count how many pictures there are in each group. Write your answers on the side of each column.



How many?

						=	_____
						=	_____
						=	_____
						=	_____




TEACHER: Sign \_\_\_\_\_

Date \_\_\_\_\_



Let's speak

Look at the picture and talk about what you see.



Date: \_\_\_\_\_


Sight words

him  
has  
how  
had



Let's read


We see a big elephant.  
The lion has big teeth.  
The cheetah runs very fast.  
The little frogs and rabbits run in the grass.



Word work


Read the words and listen to the sounds. Then write two sentences in your exercise book using words from the word work box.

cheetah	frog	grass	bush
cheese	from	grab	rush
chunk	frost	green	bash



Copy the letters.

Let's write



z z

Z Z



Let's write

Write about what you see in the picture.

---



---



---



---

TEACHER: Sign \_\_\_\_\_

Date \_\_\_\_\_



Let's do

Label the different parts of the animals. Use these words to help you.

leg


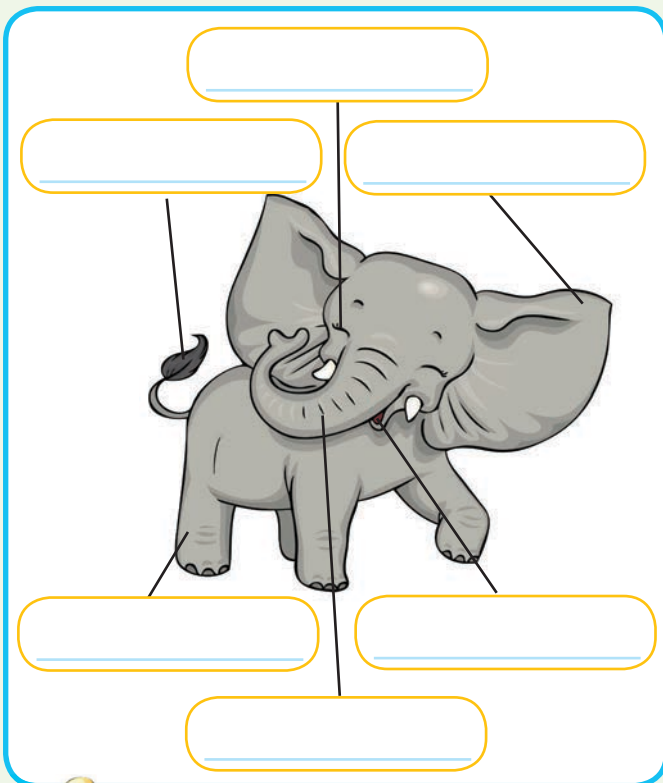
trunk

tail

ear

eye



mouth



Let's write

How many does each animal have? Fill in the numbers.

Elephant	
legs	
eyes	
ears	
tail	
trunk	
mouth	



Rabbit	
legs	
eyes	
ears	
tail	
trunk	
mouth	

Date: \_\_\_\_\_



Let's write

Read the sentences, then fill in the words as shown in the example. Put full stops at the end of each sentence.

We go by **bus** to see the animals.

The bus \_\_\_\_\_ to the animal park

We go \_\_\_\_\_ home

Then the lion runs after a \_\_\_\_\_

We see a \_\_\_\_\_ lion

bus

big

buck

back

drives



Fun

Finish drawing this picture. Tick off the things when you have drawn them.

Draw the sun.


Draw a croc in the river.

Draw a tortoise near the rock.

Draw 3 ducks.

Draw a buck drinking water.

Draw a lion near the bush looking at the buck.



TEACHER: Sign \_\_\_\_\_


Date \_\_\_\_\_

121



Let's speak

Look at the picture and talk about what you see.



Let's read

Fill in the underlined words into the correct spaces on the next page.

The shark has big teeth.

The little fish hide in the rocks.

There is a ship in the sea.

The octopus has 8 legs.

The whale is the biggest animal in the sea.



Date: \_\_\_\_\_

Sight words


find  
help  
go  
down



Word work

Read the words and listen to the sounds.  
Then write two sentences in your exercise book  
using words from the word work box.

when	dish	shell	kick
wheel	wish	shark	sick

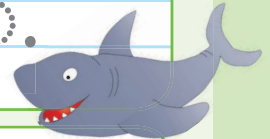


Copy the sentence.

Let's write



The shark shakes the ship.



Let's write

Draw a picture about a sea animal.  
Then write a sentence about your  
picture.

Blank lined area for writing a sentence about the picture.

Blank area for drawing a picture of a sea animal.


TEACHER: Sign \_\_\_\_\_

Date \_\_\_\_\_



Let's do

Join the dots to complete this picture, then colour it in.



What is it?

---



Let's write

Complete these sentences.  
Put a full stop at the end of each sentence.

- ship
- fish
- jelly fish
- star fish
- shark



This is a \_\_\_\_\_

This is a \_\_\_\_\_

This is a \_\_\_\_\_

This is a \_\_\_\_\_

This is a \_\_\_\_\_





Date: \_\_\_\_\_



Sounds

Read the sentences, then find and circle the sounds as shown in the example.

sh	The <b>sh</b> ark shakes the ship.
ch	Cheese is such good food.
wh	What is that?
th	Thanks, that tea was good.
sh	Shh, shh. There is a shark.



Fun

Help the children to catch a fish.



TEACHER: Sign \_\_\_\_\_

Date \_\_\_\_\_

125



Let's speak

Look at the pictures and then read the story.



Let's read

I want to see  
the world.



All the elephants were eating. Bubu, the baby elephant, walked away from his family. He walked and walked and walked. He did not hear them call him.

Am I a lion? Do  
I belong to you?



No. You haven't got big  
teeth. You can't roar. You  
must go to your mother.

Soon he met a lion.


Am I a hippo? Do  
I belong to you?



No. You can't  
swim. You must go  
to your mother.


So off he went  
down to the river.  
Bubu then met a  
hippo.

Date: \_\_\_\_\_



No. Look at your short neck. You must go to your mother.

Are you my mom. Do I belong to you?



Do I belong to you?

No. You don't carry your house on your back. You must go to your mother.

On and on he walked until he met the giraffe. He looked up, up at the giraffe.

And he walked and walked until he tripped over a tortoise. He looked down, down at the tortoise.




No. You can't jump. You must go to your mother.

Do I belong to you?


Bubu began to cry. He walked and walked and soon he met a buck.

TEACHER: Sign \_\_\_\_\_

Date \_\_\_\_\_



Bubu looked up and saw a big bird in a tree.



And then Bubu was alone. Just then he saw a cheetah in the bush. The cheetah was running very fast.



Bubu then saw a zebra.

Date: \_\_\_\_\_

Come closer so I can see you better.



The croc wanted to eat Bubu for lunch.

Do I belong to you? Am I your child?

Bubu, my baby! Where have you been?



Just then Bubu's mother saw her baby. She pulled Bubu out of the river by his tail.

I am an elephant.



Bubu never went far from his family again. He knew he was not a lion or a hippo. He was not a giraffe or a tortoise or a buck. He was not a bird or a cheetah or a zebra. And he was not a croc.

He was Bubu, and he belonged with the elephants.

TEACHER: Sign \_\_\_\_\_

Date \_\_\_\_\_

129



**You are special.**  
**Your whole body is special.**  
**Your body belongs to you!**



**NOBODY**  
**should touch**  
**your private**  
**parts.**

**You need to tell someone if anybody touches your private parts.**

**You need to tell someone if anybody makes you do things that you do not want to do.**

**Who to call for help:**

**Child Line: 0800 05 55 55**

**SAPS Crime Stop: 086 00 10111**

**SAPS Emergency Number: 10111**

**Life Line: 0861 322 322**

**Child Protection Unit: 012 393 2359/2362/2363**





The	cat	and
the	rat	ran.

page 3

I	wish	I
had	a	fish.

page 7

We	have	fun
in	the	sun.

page 11

It	is	such.
fun	to	play.

page 15

We	run	fast.
Ben	comes	last.

page 19

She	is	at
the	shop.	

page 23


They	read	a
thick	book	

page 27

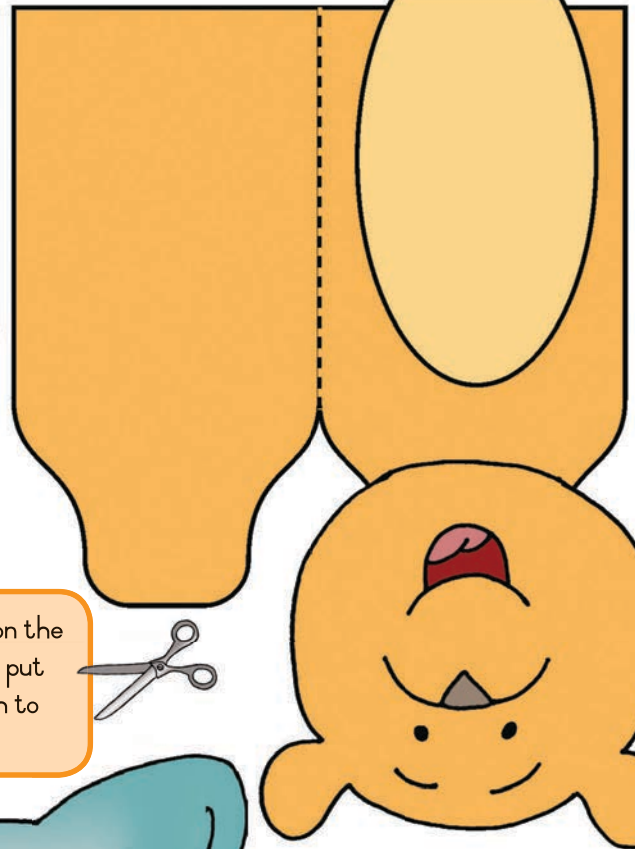








Cut out the circle on the elephant's face and put your finger through to form the trunk.



**Finger puppets:**  
Cut out the finger puppets on the solid black lines and fold on the dotted lines. Now glue on the back where shown to form a finger puppet.

